

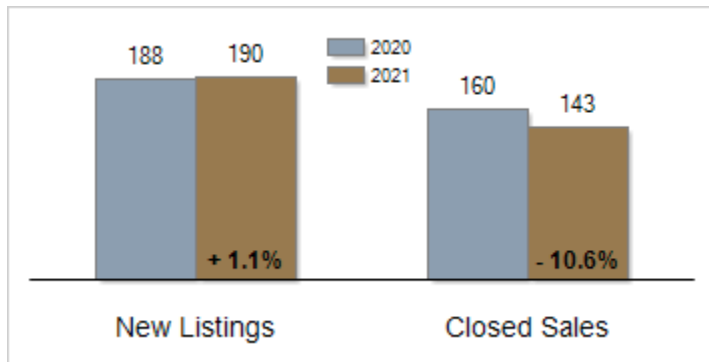


Patterson-Schwartz Real Estate Residential Market Update

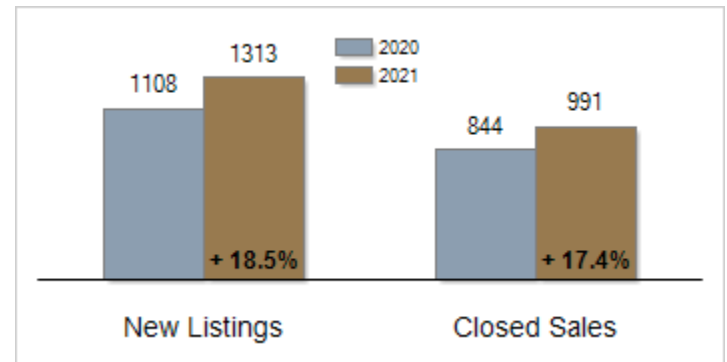
As of Tuesday, August 10, 2021 4:10:55 PM

All Cecil County	July			Year To Date		
	2020	2021	Change	2020	2021	Change
New Listings	188	190	+ 1.1%	1108	1313	+ 18.5%
Closed Sales	160	143	- 10.6%	844	991	+ 17.4%
Pending Sales	176	141	- 19.9%	962	1072	+ 11.4%
Median Sales Price	\$270,742	\$301,000	+ 11.2%	\$245,000	\$280,000	+ 14.3%
% of Original List Price Received at Sale	97.7%	101.0%	+ 3.3%	96.2%	99.6%	+ 3.4%
Average Days on Market Until Sale	44	13	- 70.5%	50	24	- 52.0%
Total Residential Listing Inventory (as of 07/31)	197	254	+ 28.9%			
Single-Family Detached Inventory (as of 07/31)	142	204	+ 43.7%			

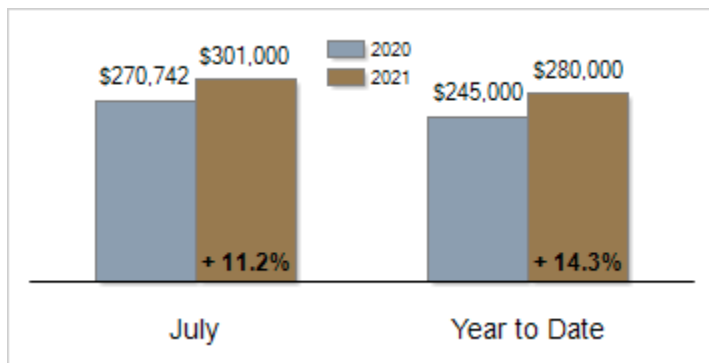
Activity: July



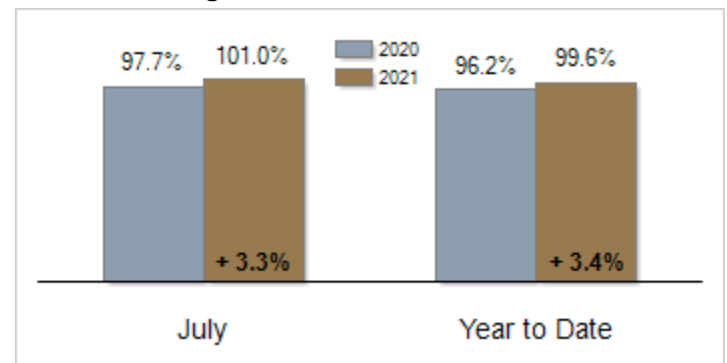
Activity: Year to Date



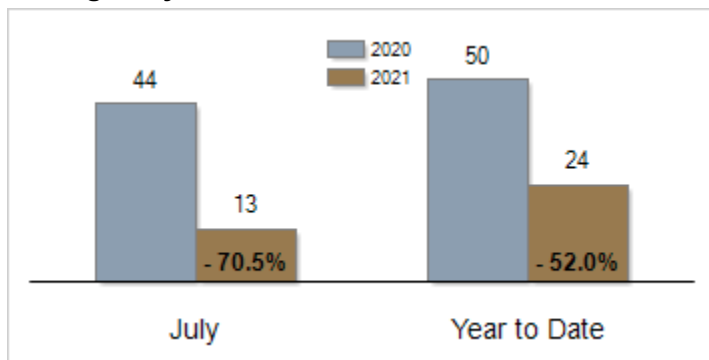
Median Sales Price



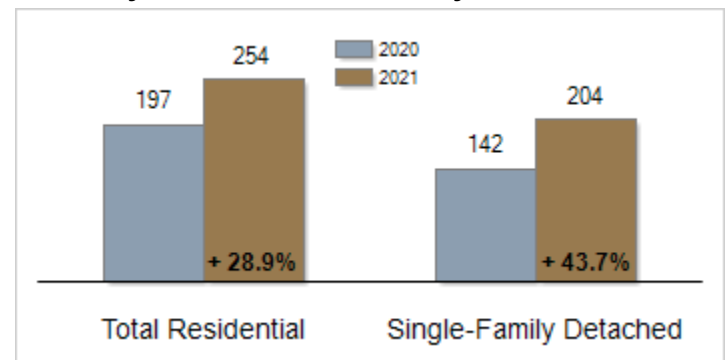
Percent of Original List Price Received at Sale



Average Days on Market Until Sale



Inventory of Homes for Sale: July



All information presented is based on data supplied by BRIGHT MLS. BRIGHT MLS does not guarantee nor is it responsible for its accuracy. Data maintained by the MLS may not reflect all real estate activities in the market. Information is deemed reliable but not guaranteed.