



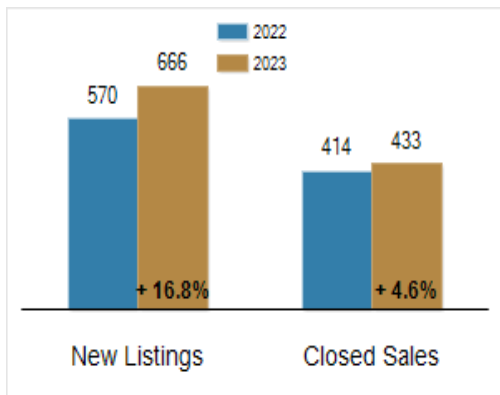
Patterson-Schwartz Real Estate

Residential Market Update

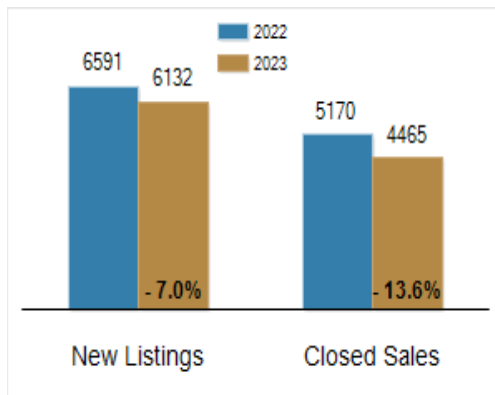
As of Tuesday, November 7, 2023 9:58:00 AM

All Sussex County	October			Year To Date		
	2022	2023	Change	2022	2023	Change
New Listings	570	666	+ 16.8%	6591	6132	- 7.0%
Closed Sales	414	433	+ 4.6%	5170	4465	- 13.6%
Pending Sales	373	333	- 10.7%	4923	4572	- 7.1%
Median Sales Price	\$427,000	\$437,000	+ 2.3%	\$425,725	\$450,000	+ 5.7%
% of Original List Price Received at Sale	98.4%	97.8%	- 0.6%	100.2%	98.9%	- 1.3%
Average Days on Market Until Sale	44	45	+ 2.3%	33	47	+ 42.4%
Total Residential Listing Inventory (as of 10/31)	1230	1657	+ 34.7%			
Single-Family Detached Inventory (as of 10/31)	913	1223	+ 34.0%			

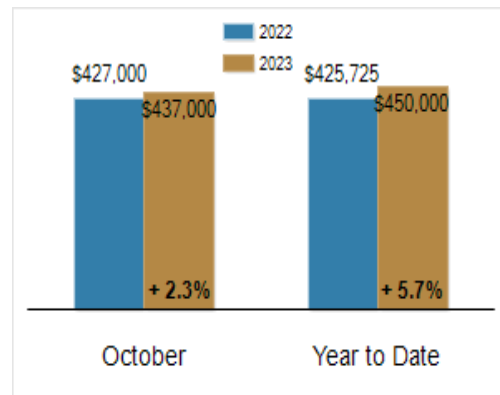
Activity: October



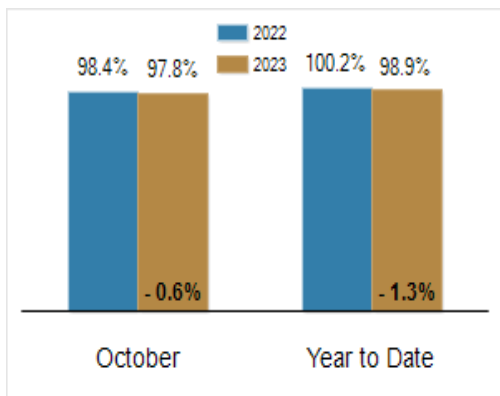
Activity: Year to Date



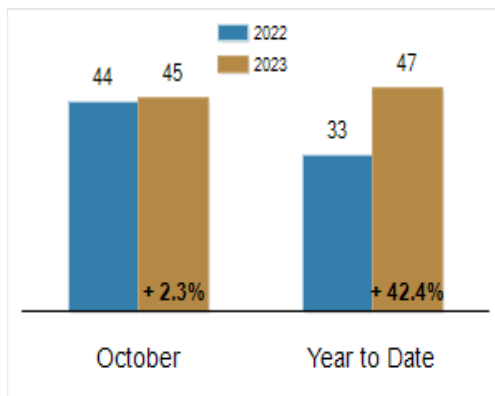
Median Sales Price



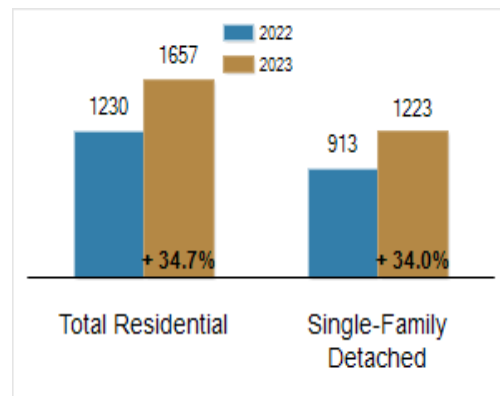
Percent of Original List Price Received at Sale



Average Days on Market Until Sale



Inventory of Homes for Sale: October



All information presented is based on data supplied by BRIGHT MLS. BRIGHT MLS does not guarantee nor is it responsible for its accuracy. Data maintained by the MLS may not reflect all real estate activities in the market. Information is deemed reliable but not guaranteed.