



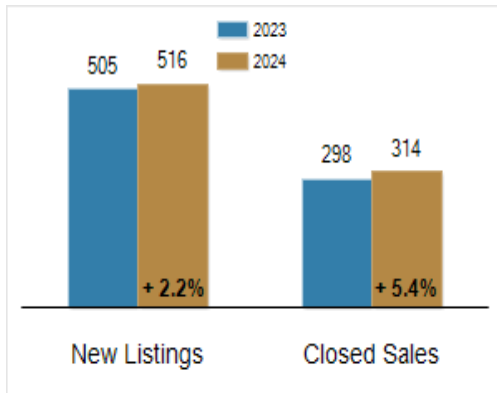
# Patterson-Schwartz Real Estate

## Residential Market Update

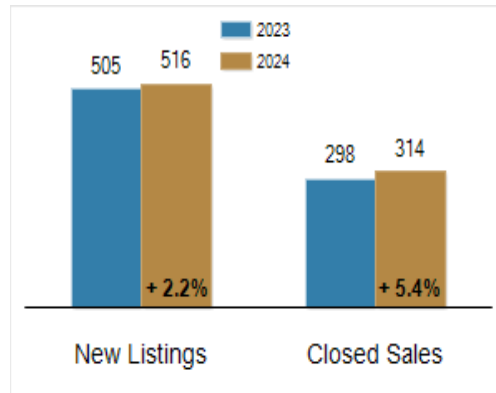
As of Wednesday, February 7, 2024 10:21:38 AM

All Sussex County	January			Year To Date		
	2023	2024	Change	2023	2024	Change
New Listings	505	516	+ 2.2%	505	516	+ 2.2%
Closed Sales	298	314	+ 5.4%	298	314	+ 5.4%
Pending Sales	461	261	- 43.4%	461	261	- 43.4%
Median Sales Price	\$437,500	\$456,250	+ 4.3%	\$437,500	\$456,250	+ 4.3%
% of Original List Price Received at Sale	98.3%	98.5%	+ 0.2%	98.3%	98.5%	+ 0.2%
Average Days on Market Until Sale	48	55	+ 14.6%	48	55	+ 14.6%
Total Residential Listing Inventory (as of 01/31)	1090	1560	+ 43.1%			
Single-Family Detached Inventory (as of 01/31)	818	1141	+ 39.5%			

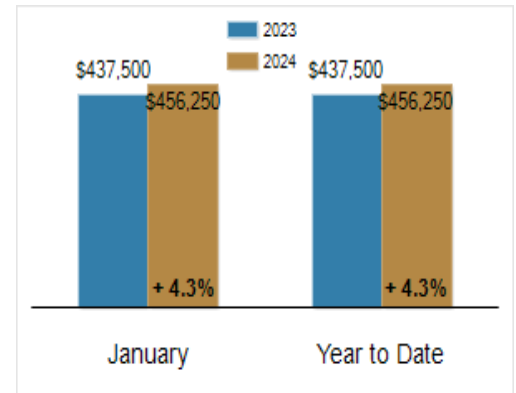
Activity: January



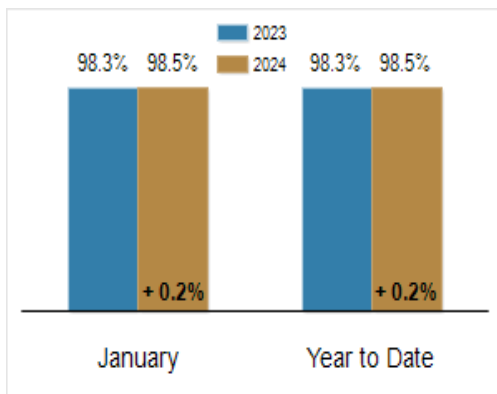
Activity: Year to Date



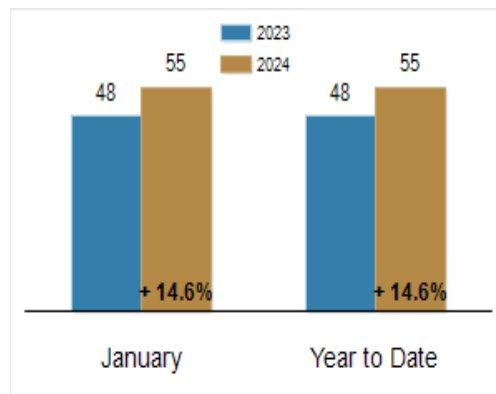
Median Sales Price



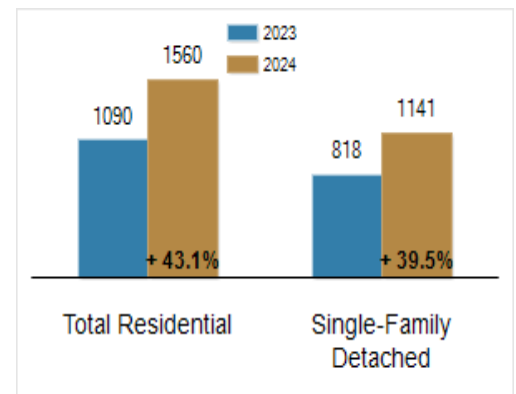
Percent of Original List Price Received at Sale



Average Days on Market Until Sale



Inventory of Homes for Sale: January



All information presented is based on data supplied by BRIGHT MLS. BRIGHT MLS does not guarantee nor is it responsible for its accuracy. Data maintained by the MLS may not reflect all real estate activities in the market. Information is deemed reliable but not guaranteed.