



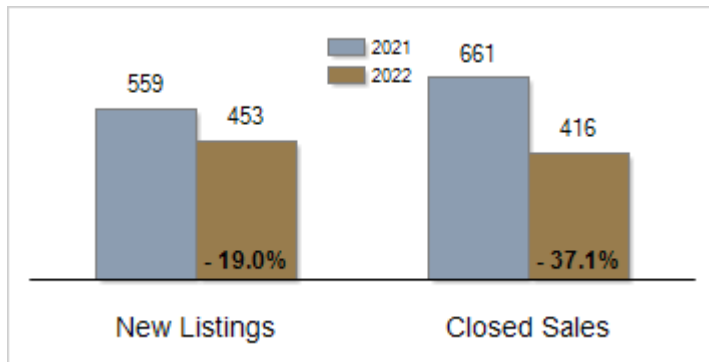
Patterson-Schwartz Real Estate

Residential Market Update

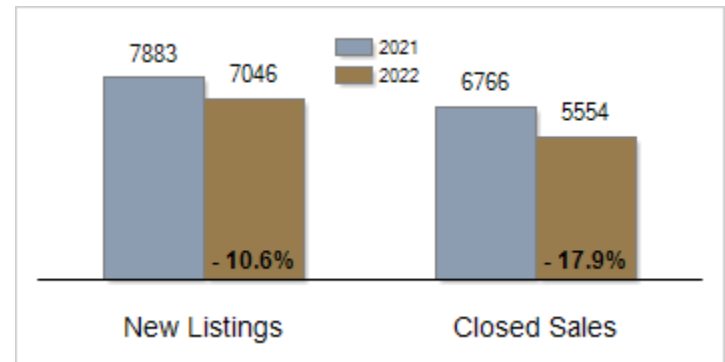
As of Thursday, December 8, 2022 4:41:58 PM

All Sussex County	November			Year To Date		
	2021	2022	Change	2021	2022	Change
New Listings	559	453	- 19.0%	7883	7046	- 10.6%
Closed Sales	661	416	- 37.1%	6766	5554	- 17.9%
Pending Sales	544	244	- 55.1%	6998	5117	- 26.9%
Median Sales Price	\$409,091	\$439,995	+ 7.6%	\$369,900	\$425,440	+ 15.0%
% of Original List Price Received at Sale	99.0%	100.2%	+ 1.2%	99.6%	100.1%	+ 0.5%
Average Days on Market Until Sale	26	40	+ 53.8%	32	33	+ 3.1%
Total Residential Listing Inventory (as of 11/30)	813	1510	+ 85.7%			
Single-Family Detached Inventory (as of 11/30)	609	1096	+ 80.0%			

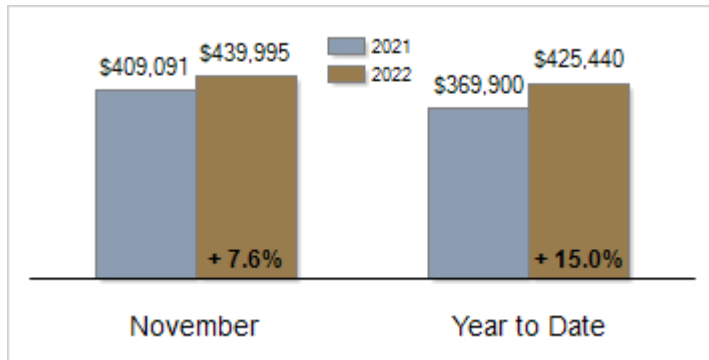
Activity: November



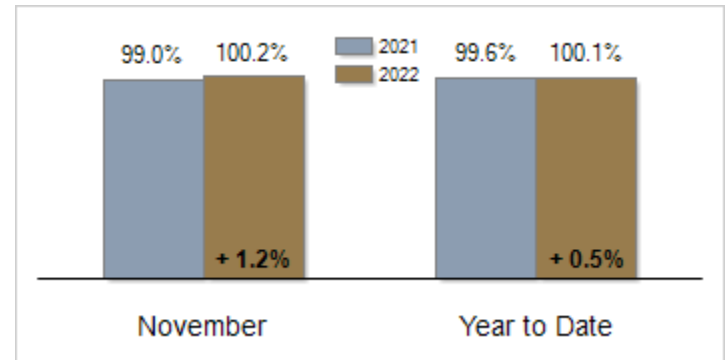
Activity: Year to Date



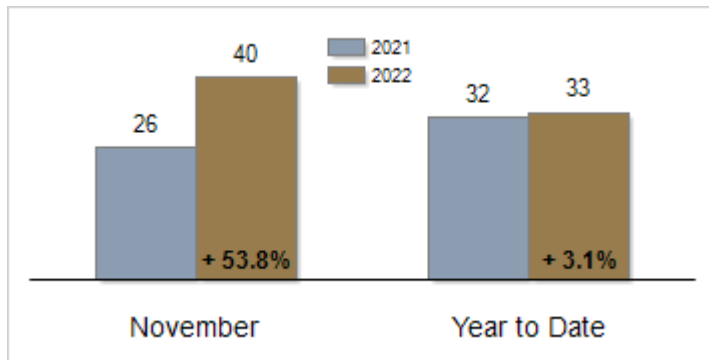
Median Sales Price



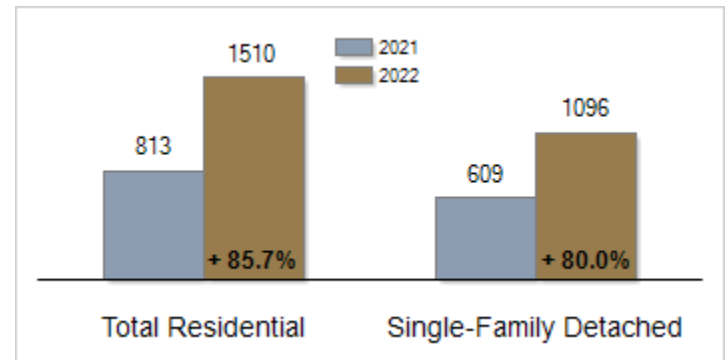
Percent of Original List Price Received at Sale



Average Days on Market Until Sale



Inventory of Homes for Sale: November



All information presented is based on data supplied by BRIGHT MLS. BRIGHT MLS does not guarantee nor is it responsible for its accuracy. Data maintained by the MLS may not reflect all real estate activities in the market. Information is deemed reliable but not guaranteed.