



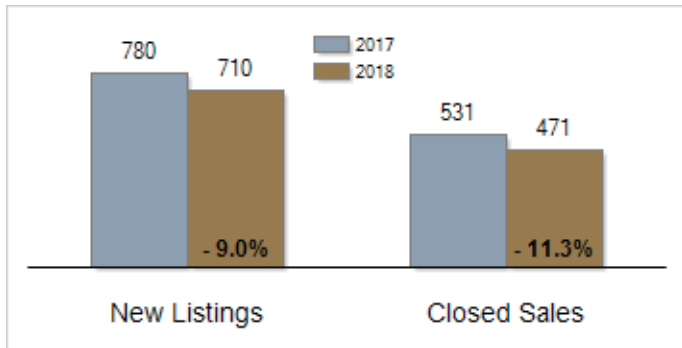
Patterson-Schwartz Real Estate

Residential Market Update

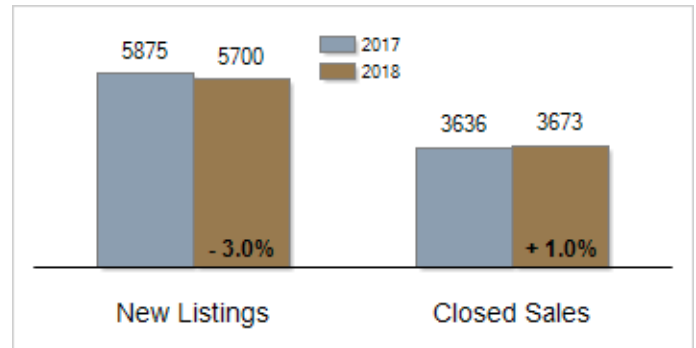
As of Monday, September 10, 2018 10:44:31 AM

All Sussex County	August			Year To Date		
	2017	2018	Change	2017	2018	Change
New Listings	780	710	- 9.0%	5875	5700	- 3.0%
Closed Sales	531	471	- 11.3%	3636	3673	+ 1.0%
Pending Sales	501	469	- 6.4%	3944	3884	- 1.5%
Median Sales Price	\$263,000	\$275,000	+ 4.6%	\$260,000	\$280,000	+ 7.7%
% of Original List Price Received at Sale	92.7%	97.0%	+ 4.3%	93.9%	96.2%	+ 2.3%
Average Days on Market Until Sale	107	108	+ 0.9%	123	107	- 13.0%
Total Residential Listing Inventory (as of 08/31)	4384	3072	- 29.9%			
Single-Family Detached Inventory (as of 08/31)	3184	2244	- 29.5%			

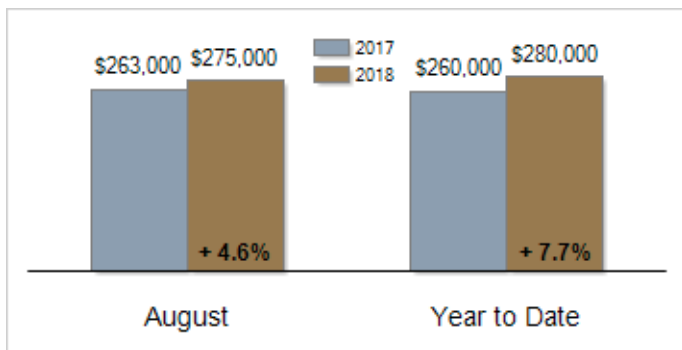
Activity: August



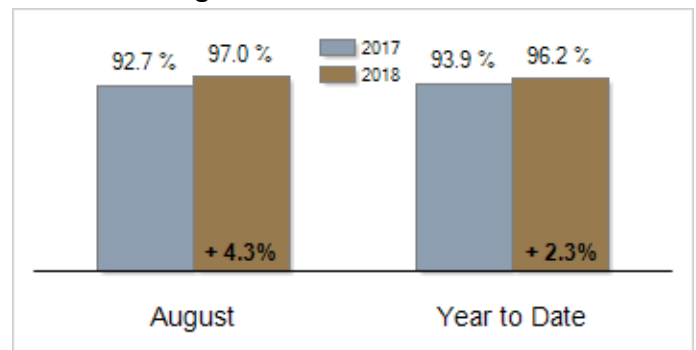
Activity: Year to Date



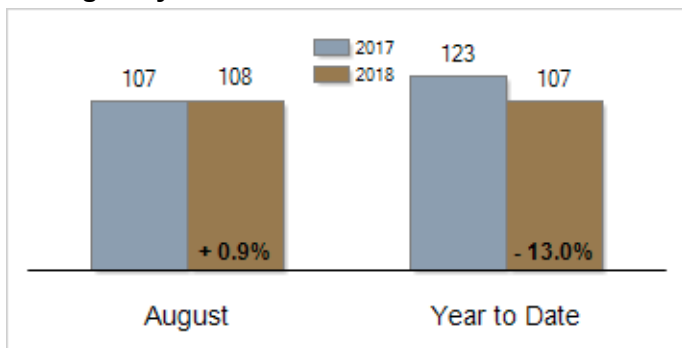
Median Sales Price



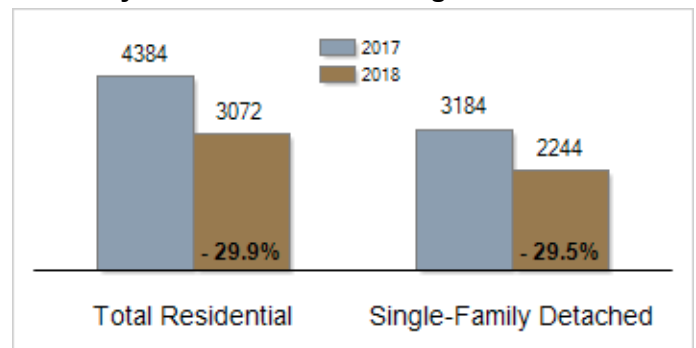
Percent of Original List Price Received at Sale



Average Days on Market Until Sale



Inventory of Homes for Sale: August



All information presented is based on data supplied by BRIGHT MLS. BRIGHT MLS does not guarantee nor is it responsible for its accuracy. Data maintained by the MLS may not reflect all real estate activities in the market. Information is deemed reliable but not guaranteed.