

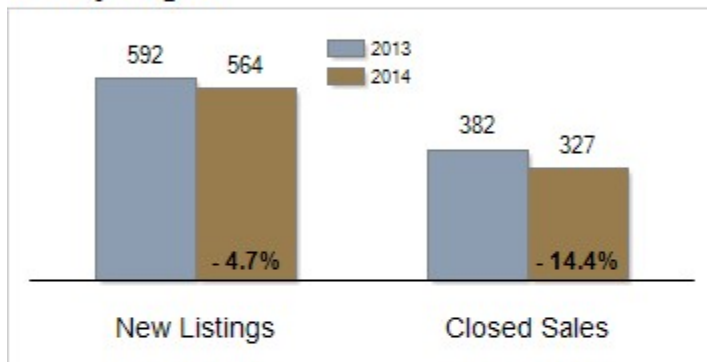


# Patterson-Schwartz Real Estate Residential Market Update

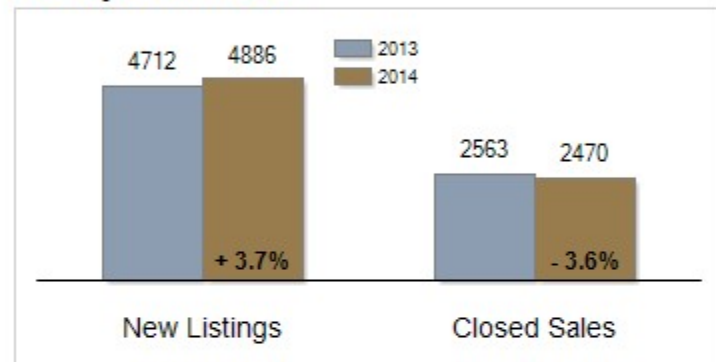
As of Thursday, September 04, 2014 1:29:45 PM

All Sussex County	August			Year To Date		
	2013	2014	Change	2013	2014	Change
New Listings	592	564	- 4.7%	4712	4886	+ 3.7%
Closed Sales	382	327	- 14.4%	2563	2470	- 3.6%
Pending Sales	405	399	- 1.5%	2792	2606	- 6.7%
Median Sales Price	\$240,750	\$228,500	- 5.1%	\$235,000	\$239,000	+ 1.7%
% of Original List Price Received at Sale	97.0%	96.1%	- 0.9%	96.7%	96.9%	+ 0.2%
Average Days on Market Until Sale	174	185	+ 6.3%	194	159	- 18.0%
Total Residential Listing Inventory (as of 08/31)	4617	4108	- 11.0%			
Single-Family Detached Inventory (as of 08/31)	3180	2836	- 10.8%			

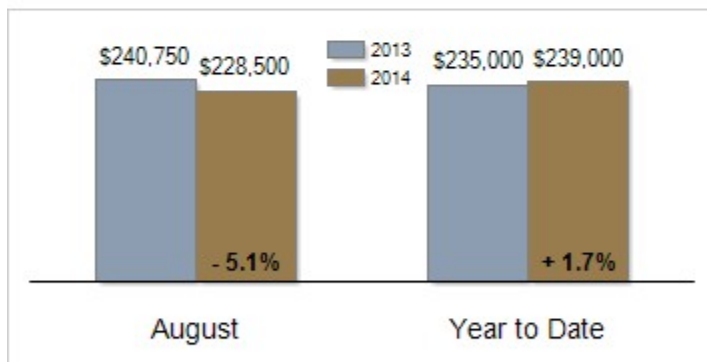
### Activity: August



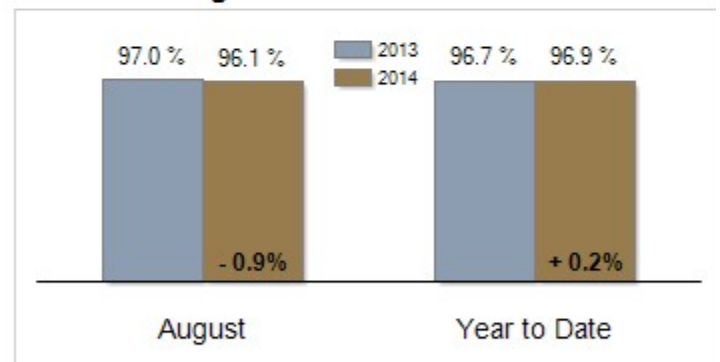
### Activity: Year to Date



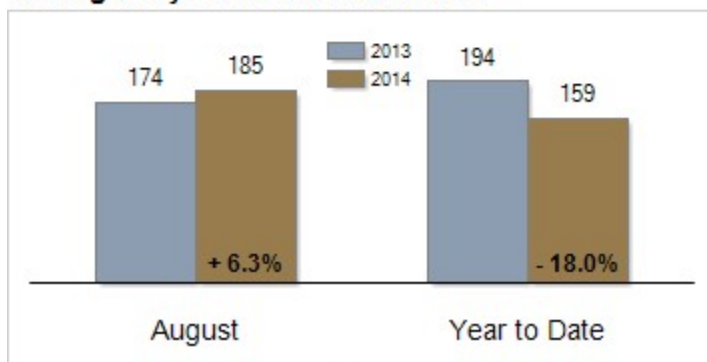
### Median Sales Price



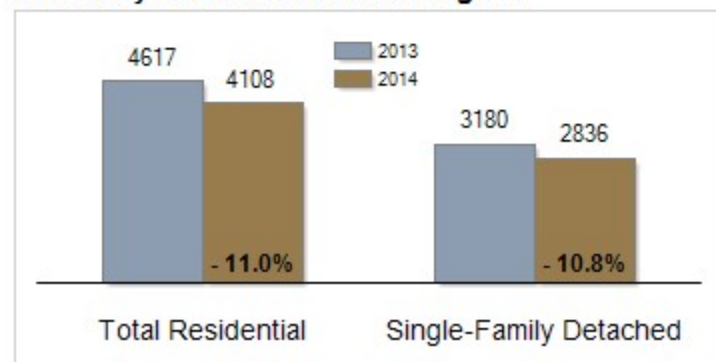
### Percent of Original List Price Received at Sale



### Average Days on Market Until Sale



### Inventory of Homes for Sale: August



All information presented is based on data supplied by SCAOR MLS. SCAOR MLS does not guarantee nor is it responsible for its accuracy. Data maintained by the MLS may not reflect all real estate activities in the market. Information is deemed reliable but not guaranteed.