



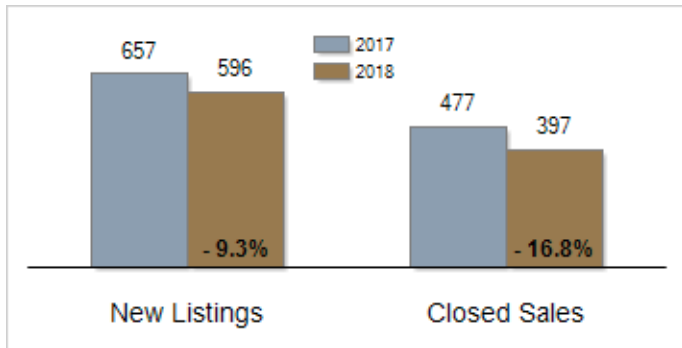
Patterson-Schwartz Real Estate

Residential Market Update

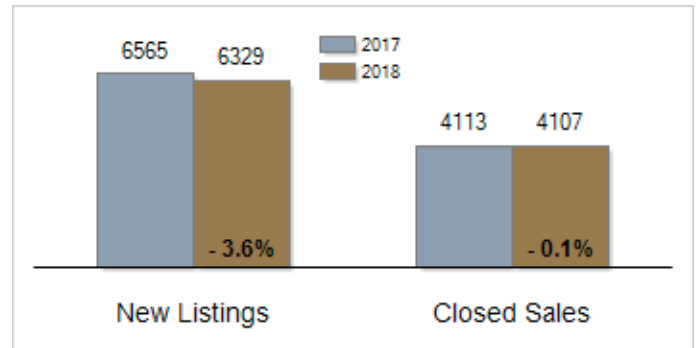
As of Wednesday, October 10, 2018 4:13:23 PM

All Sussex County	September			Year To Date		
	2017	2018	Change	2017	2018	Change
New Listings	657	596	- 9.3%	6565	6329	- 3.6%
Closed Sales	477	397	- 16.8%	4113	4107	- 0.1%
Pending Sales	477	442	- 7.3%	4420	4336	- 1.9%
Median Sales Price	\$278,000	\$279,000	+ 0.4%	\$262,500	\$280,000	+ 6.7%
% of Original List Price Received at Sale	94.2%	96.0%	+ 1.8%	93.9%	96.2%	+ 2.3%
Average Days on Market Until Sale	137	91	- 33.6%	125	106	- 15.2%
Total Residential Listing Inventory (as of 09/30)	4338	3087	- 28.8%			
Single-Family Detached Inventory (as of 09/30)	3136	2222	- 29.1%			

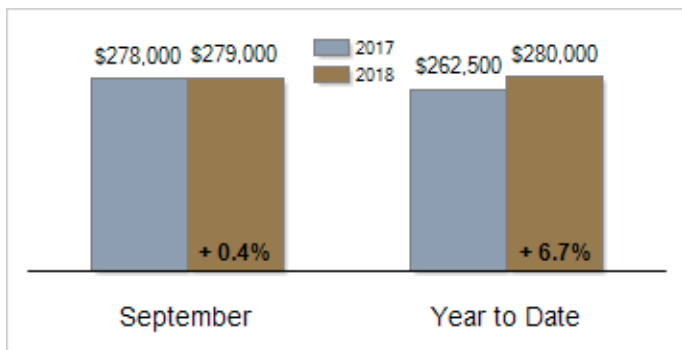
Activity: September



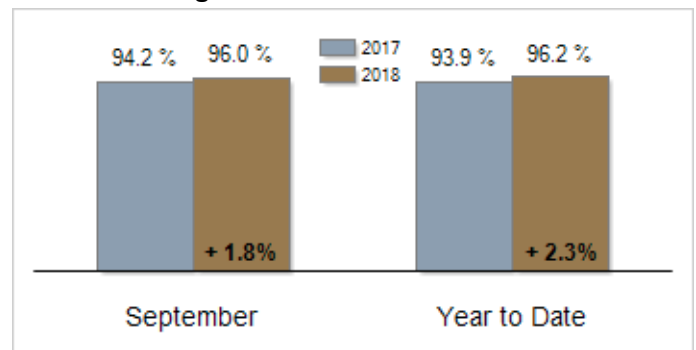
Activity: Year to Date



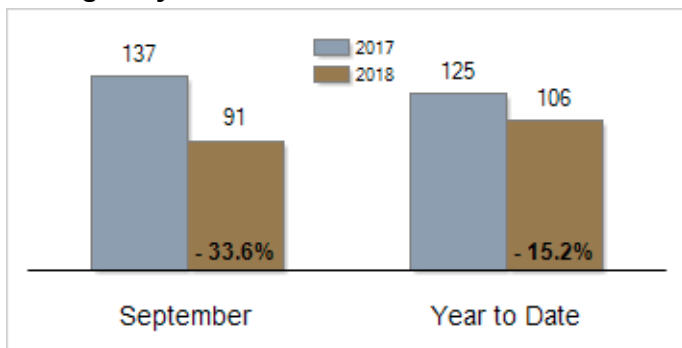
Median Sales Price



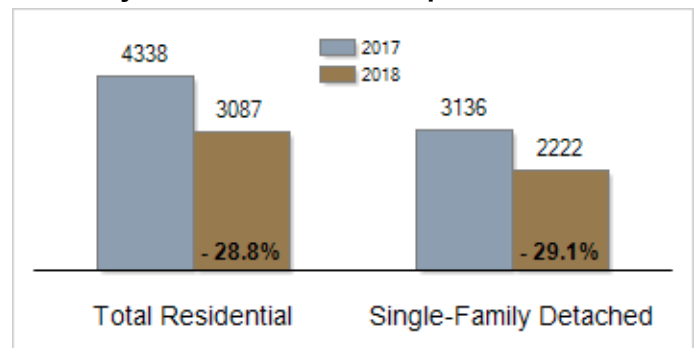
Percent of Original List Price Received at Sale



Average Days on Market Until Sale



Inventory of Homes for Sale: September



All information presented is based on data supplied by BRIGHT MLS. BRIGHT MLS does not guarantee nor is it responsible for its accuracy. Data maintained by the MLS may not reflect all real estate activities in the market. Information is deemed reliable but not guaranteed.