



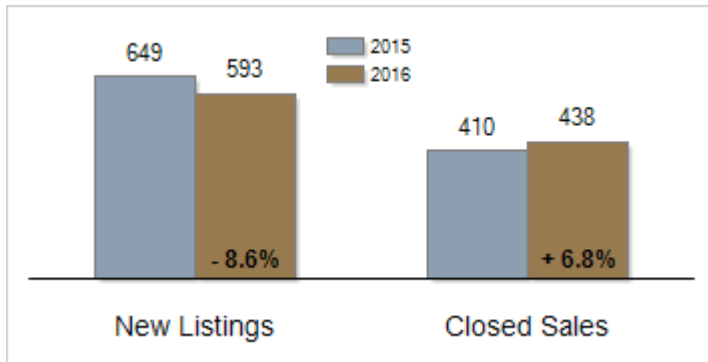
# Patterson-Schwartz Real Estate

## Residential Market Update

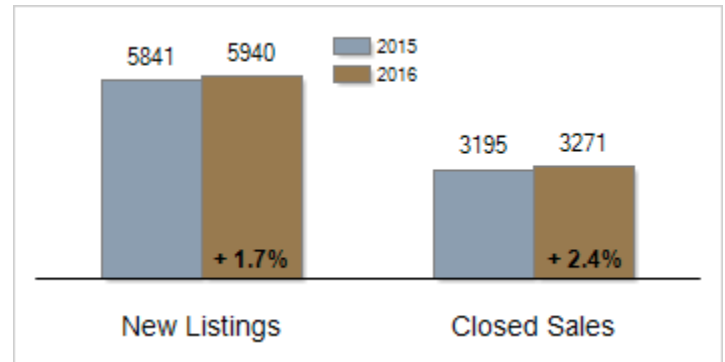
As of Monday, October 10, 2016 11:21:58 AM

All Sussex County	September			Year To Date		
	2015	2016	Change	2015	2016	Change
<b>New Listings</b>	649	593	- 8.6%	5841	5940	+ 1.7%
<b>Closed Sales</b>	410	438	+ 6.8%	3195	3271	+ 2.4%
<b>Pending Sales</b>	378	462	+ 22.2%	3466	3688	+ 6.4%
<b>Median Sales Price</b>	\$239,520	\$259,250	+ 8.2%	\$245,000	\$249,900	+ 2.0%
<b>% of Original List Price Received at Sale</b>	92.3%	95.1%	+ 2.8%	92.8%	95.3%	+ 2.5%
<b>Average Days on Market Until Sale</b>	141	133	- 5.7%	157	145	- 7.6%
<b>Total Residential Listing Inventory (as of 09/30)</b>	3953	3528	- 10.8%			
<b>Single-Family Detached Inventory (as of 09/30)</b>	2756	2476	- 10.2%			

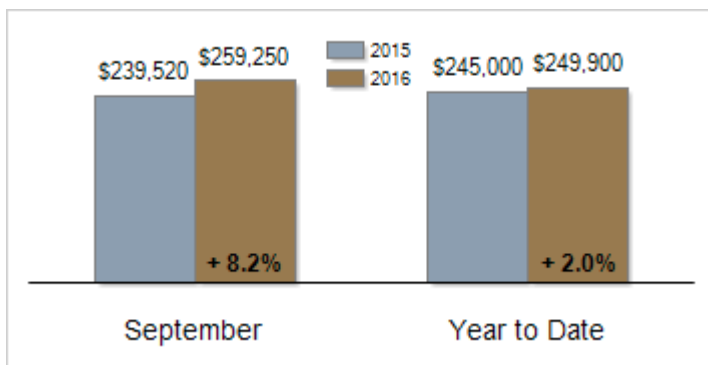
Activity: September



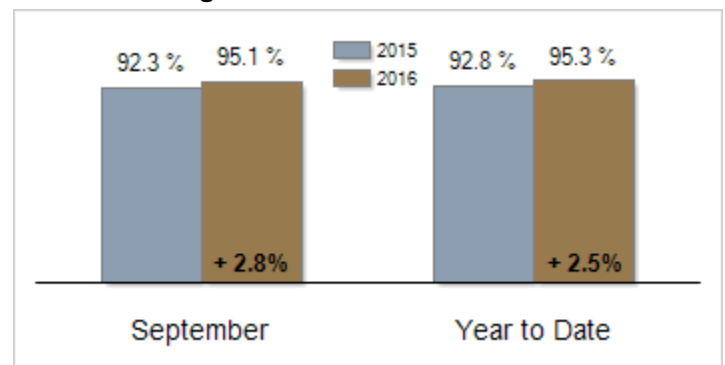
Activity: Year to Date



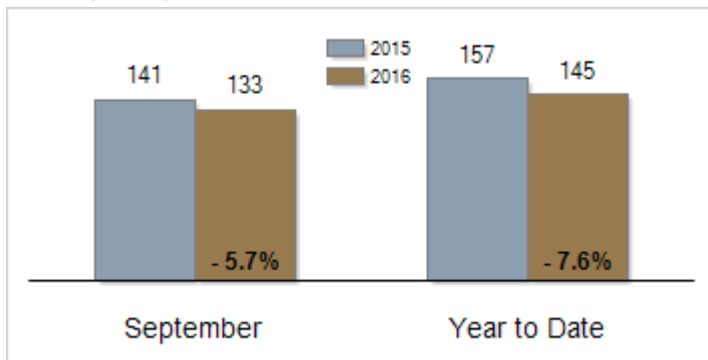
Median Sales Price



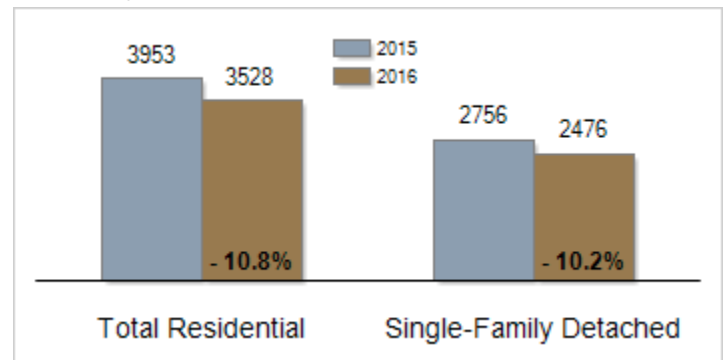
Percent of Original List Price Received at Sale



Average Days on Market Until Sale



Inventory of Homes for Sale: September



All information presented is based on data supplied by SCAOR MLS. SCAOR MLS does not guarantee nor is it responsible for its accuracy. Data maintained by the MLS may not reflect all real estate activities in the market. Information is deemed reliable but not guaranteed.