



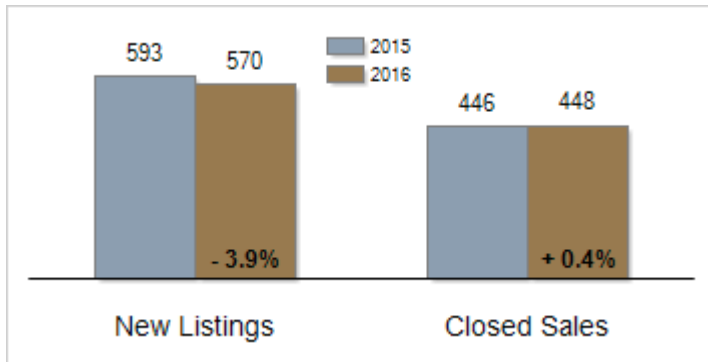
Patterson-Schwartz Real Estate

Residential Market Update

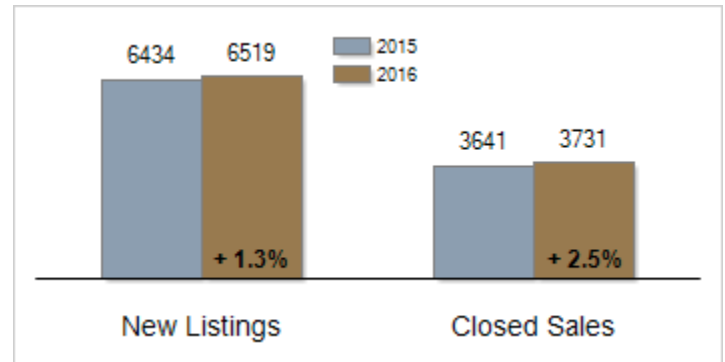
As of Wednesday, November 09, 2016 12:57:11 PM

All Sussex County	October			Year To Date		
	2015	2016	Change	2015	2016	Change
New Listings	593	570	- 3.9%	6434	6519	+ 1.3%
Closed Sales	446	448	+ 0.4%	3641	3731	+ 2.5%
Pending Sales	356	440	+ 23.6%	3822	4086	+ 6.9%
Median Sales Price	\$244,500	\$272,000	+ 11.2%	\$245,000	\$250,000	+ 2.0%
% of Original List Price Received at Sale	98.3%	81.7%	- 16.6%	93.4%	93.2%	- 0.2%
Average Days on Market Until Sale	146	139	- 4.8%	156	145	- 7.1%
Total Residential Listing Inventory (as of 10/31)	3885	3435	- 11.6%			
Single-Family Detached Inventory (as of 10/31)	2714	2416	- 11.0%			

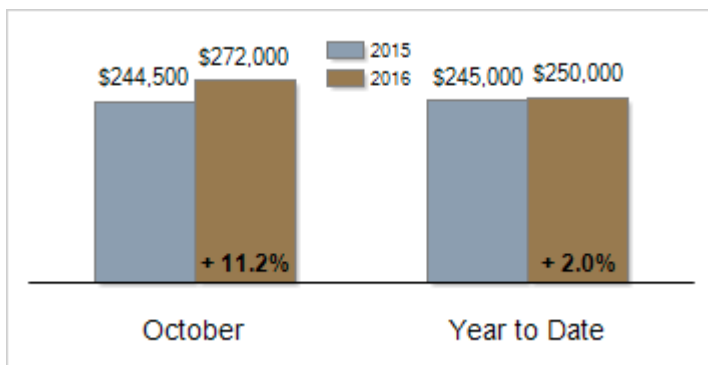
Activity: October



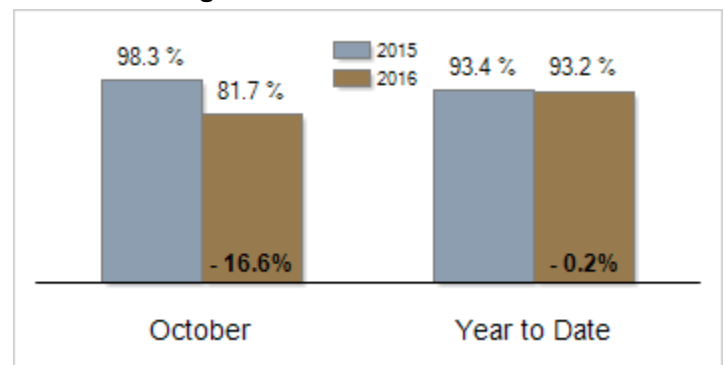
Activity: Year to Date



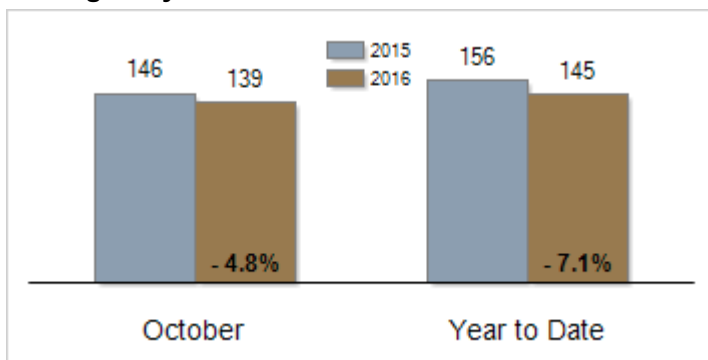
Median Sales Price



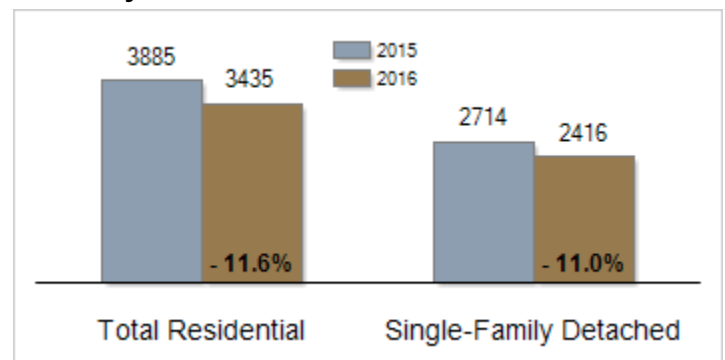
Percent of Original List Price Received at Sale



Average Days on Market Until Sale



Inventory of Homes for Sale: October



All information presented is based on data supplied by SCAOR MLS. SCAOR MLS does not guarantee nor is it responsible for its accuracy. Data maintained by the MLS may not reflect all real estate activities in the market. Information is deemed reliable but not guaranteed.