

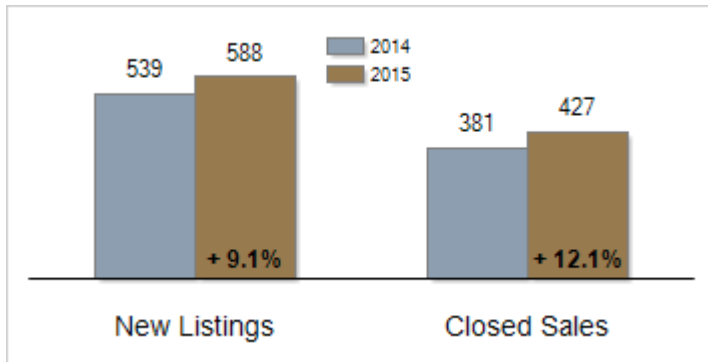


Patterson-Schwartz Real Estate Residential Market Update

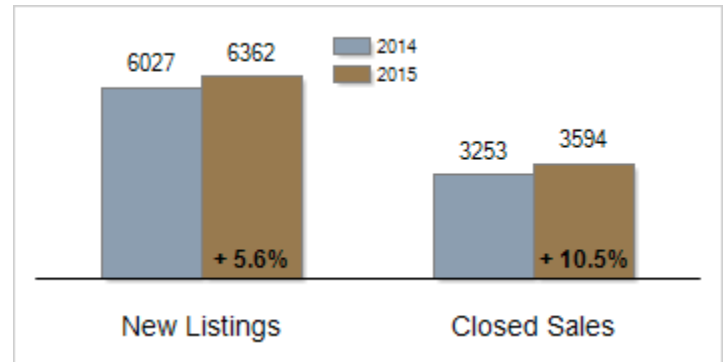
As of Monday, November 09, 2015 12:09:34 PM

All Sussex County	October			Year To Date		
	2014	2015	Change	2014	2015	Change
New Listings	539	588	+ 9.1%	6027	6362	+ 5.6%
Closed Sales	381	427	+ 12.1%	3253	3594	+ 10.5%
Pending Sales	377	380	+ 0.8%	3315	3839	+ 15.8%
Median Sales Price	\$257,000	\$242,200	- 5.8%	\$241,000	\$245,000	+ 1.7%
% of Original List Price Received at Sale	96.0%	98.0%	+ 2.0%	96.8%	96.5%	- 0.3%
Average Days on Market Until Sale	171	148	- 13.5%	159	156	- 1.9%
Total Residential Listing Inventory (as of 10/31)	4658	3763	- 19.2%			
Single-Family Detached Inventory (as of 10/31)	3281	2635	- 19.7%			

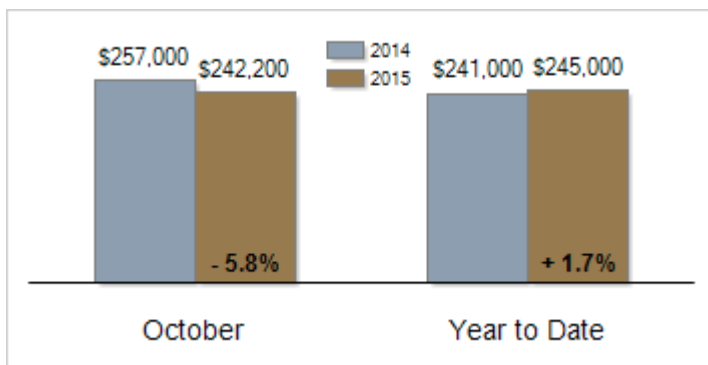
Activity: October



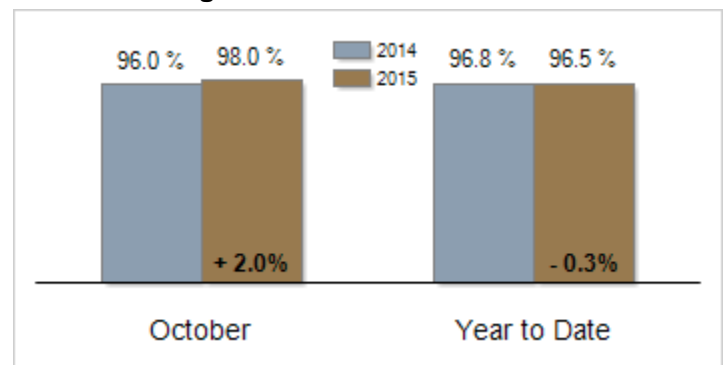
Activity: Year to Date



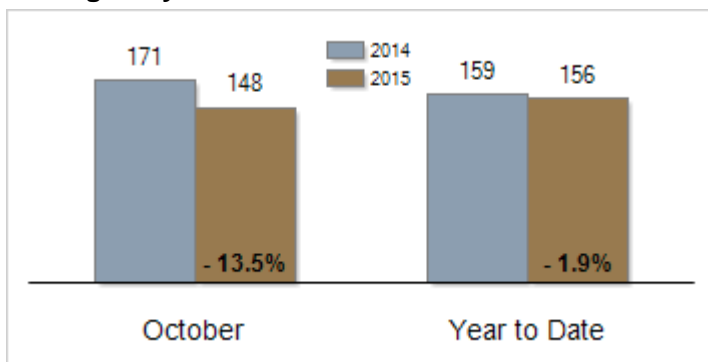
Median Sales Price



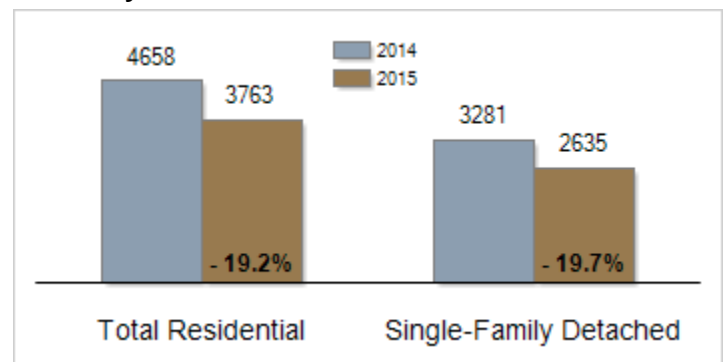
Percent of Original List Price Received at Sale



Average Days on Market Until Sale



Inventory of Homes for Sale: October



All information presented is based on data supplied by SCAOR MLS. SCAOR MLS does not guarantee nor is it responsible for its accuracy. Data maintained by the MLS may not reflect all real estate activities in the market. Information is deemed reliable but not guaranteed.