

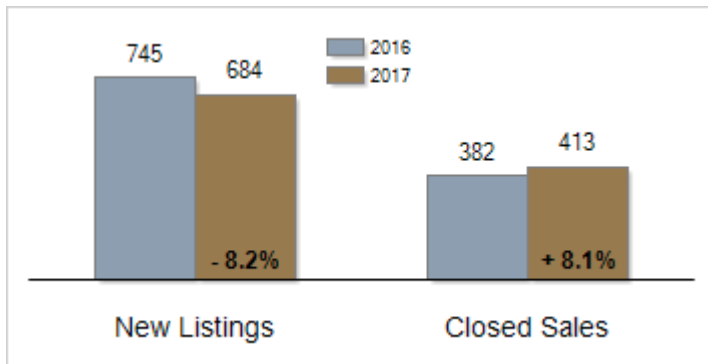


Patterson-Schwartz Real Estate Residential Market Update

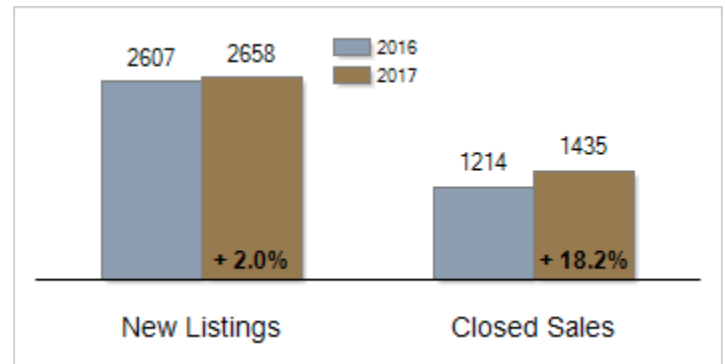
As of Wednesday, May 10, 2017 4:37:56 PM

All Sussex County	April			Year To Date		
	2016	2017	Change	2016	2017	Change
New Listings	745	684	- 8.2%	2607	2658	+ 2.0%
Closed Sales	382	413	+ 8.1%	1214	1435	+ 18.2%
Pending Sales	473	518	+ 9.5%	1476	1822	+ 23.4%
Median Sales Price	\$255,000	\$267,000	+ 4.7%	\$250,000	\$255,000	+ 2.0%
% of Original List Price Received at Sale	96.6%	93.4%	- 3.2%	95.8%	94.4%	- 1.4%
Average Days on Market Until Sale	138	135	- 2.2%	150	136	- 9.3%
Total Residential Listing Inventory (as of 04/30)	3692	3251	- 11.9%			
Single-Family Detached Inventory (as of 04/30)	2561	2274	- 11.2%			

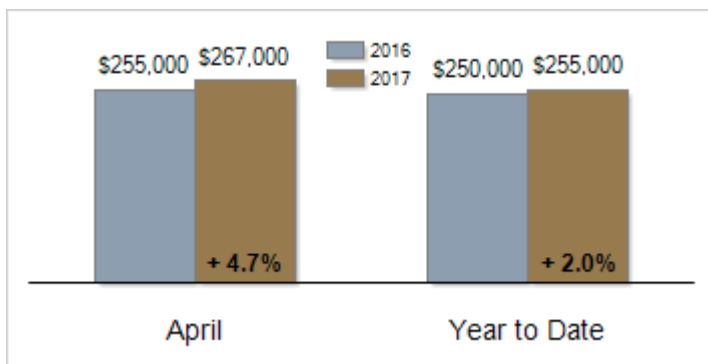
Activity: April



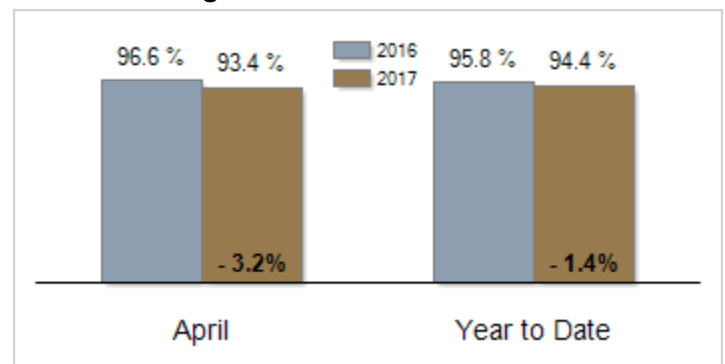
Activity: Year to Date



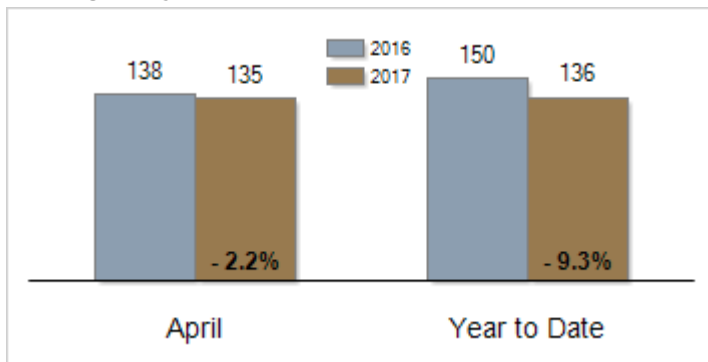
Median Sales Price



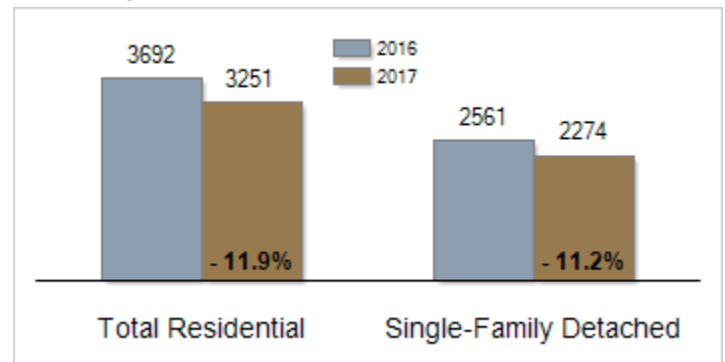
Percent of Original List Price Received at Sale



Average Days on Market Until Sale



Inventory of Homes for Sale: April



All information presented is based on data supplied by SCAOR MLS. SCAOR MLS does not guarantee nor is it responsible for its accuracy. Data maintained by the MLS may not reflect all real estate activities in the market. Information is deemed reliable but not guaranteed.