

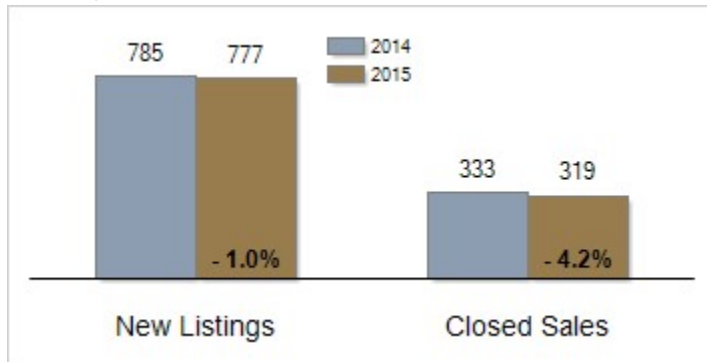


# Patterson-Schwartz Real Estate Residential Market Update

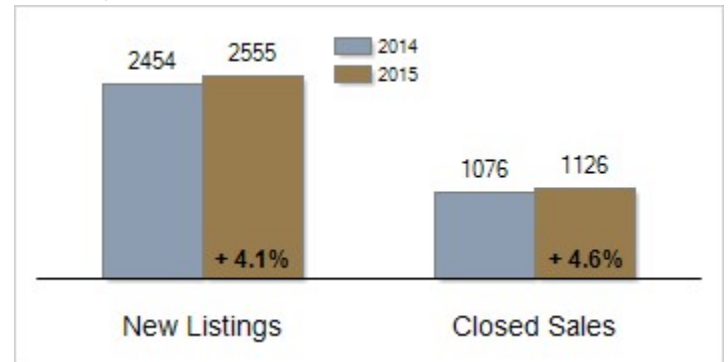
As of Thursday, May 07, 2015 1:38:32 PM

All Sussex County	April			Year To Date		
	2014	2015	Change	2014	2015	Change
New Listings	785	777	- 1.0%	2454	2555	+ 4.1%
Closed Sales	333	319	- 4.2%	1076	1126	+ 4.6%
Pending Sales	348	442	+ 27.0%	1143	1420	+ 24.2%
Median Sales Price	\$255,000	\$241,000	- 5.5%	\$250,000	\$245,000	- 2.0%
% of Original List Price Received at Sale	97.7%	97.0%	- 0.7%	97.6%	96.8%	- 0.8%
Average Days on Market Until Sale	173	157	- 9.2%	160	173	+ 8.1%
Total Residential Listing Inventory (as of 04/30)	4794	4003	- 16.5%			
Single-Family Detached Inventory (as of 04/30)	3282	2674	- 18.5%			

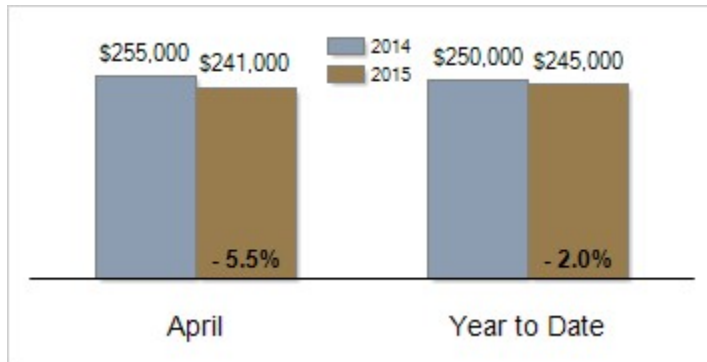
## Activity: April



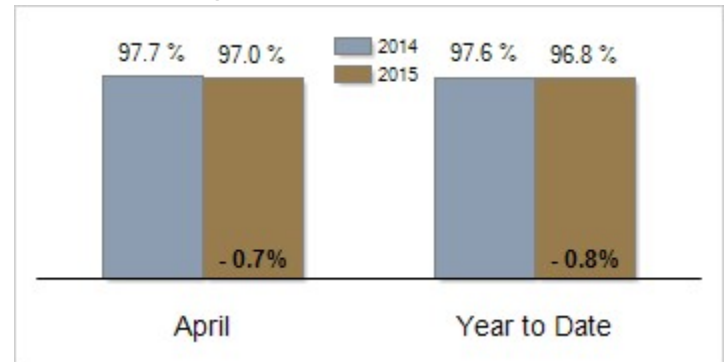
## Activity: Year to Date



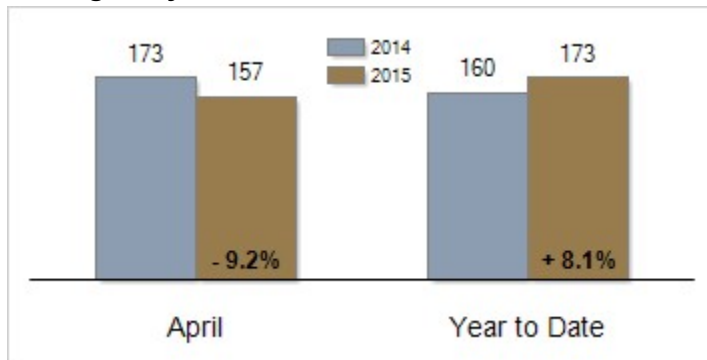
## Median Sales Price



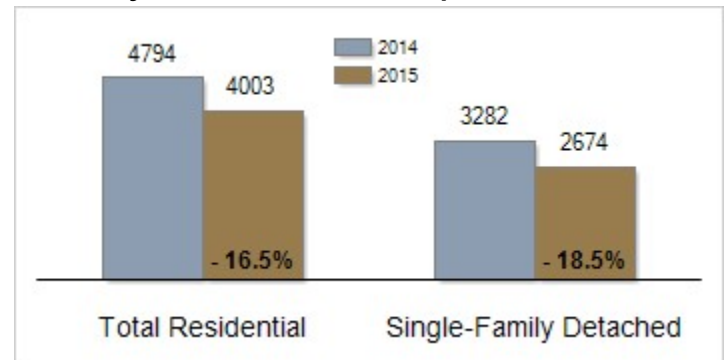
## Percent of Original List Price Received at Sale



## Average Days on Market Until Sale



## Inventory of Homes for Sale: April



All information presented is based on data supplied by SCAOR MLS. SCAOR MLS does not guarantee nor is it responsible for its accuracy. Data maintained by the MLS may not reflect all real estate activities in the market. Information is deemed reliable but not guaranteed.