



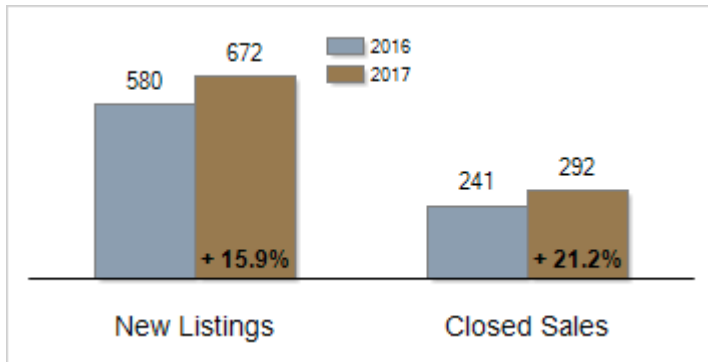
Patterson-Schwartz Real Estate

Residential Market Update

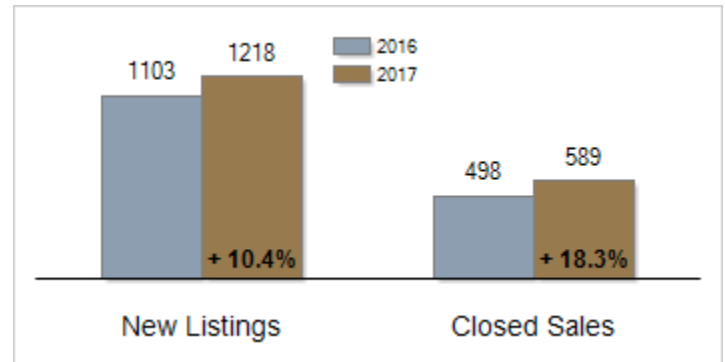
As of Friday, March 10, 2017 10:12:32 AM

All Sussex County	February			Year To Date		
	2016	2017	Change	2016	2017	Change
New Listings	580	672	+ 15.9%	1103	1218	+ 10.4%
Closed Sales	241	292	+ 21.2%	498	589	+ 18.3%
Pending Sales	334	448	+ 34.1%	597	809	+ 35.5%
Median Sales Price	\$229,900	\$240,000	+ 4.4%	\$237,500	\$245,000	+ 3.2%
% of Original List Price Received at Sale	94.1%	93.3%	- 0.8%	95.2%	94.2%	- 1.0%
Average Days on Market Until Sale	163	160	- 1.8%	152	142	- 6.6%
Total Residential Listing Inventory (as of 02/28)	3520	3149	- 10.5%			
Single-Family Detached Inventory (as of 02/28)	2408	2145	- 10.9%			

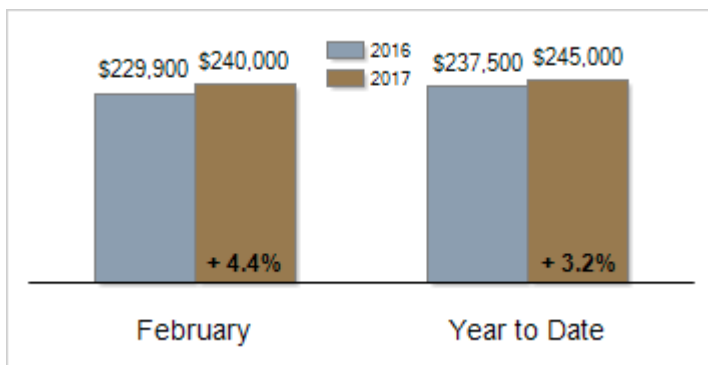
Activity: February



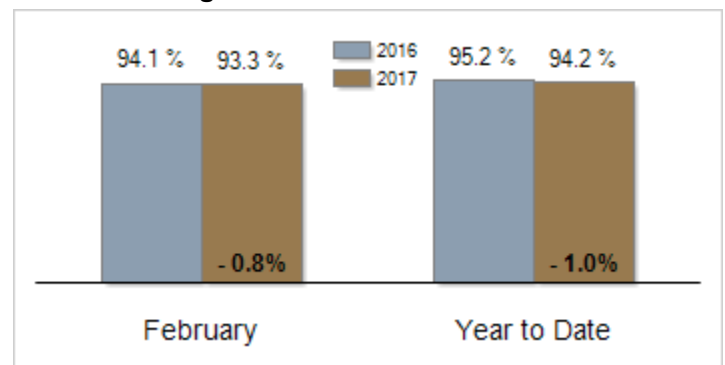
Activity: Year to Date



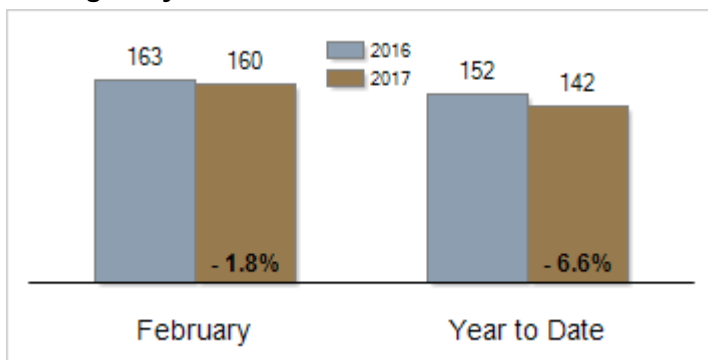
Median Sales Price



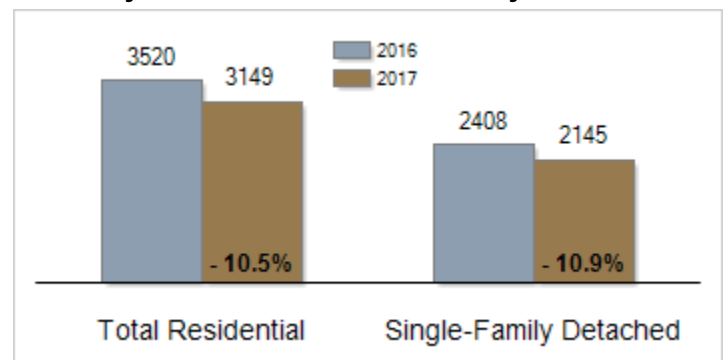
Percent of Original List Price Received at Sale



Average Days on Market Until Sale



Inventory of Homes for Sale: February



All information presented is based on data supplied by SCAOR MLS. SCAOR MLS does not guarantee nor is it responsible for its accuracy. Data maintained by the MLS may not reflect all real estate activities in the market. Information is deemed reliable but not guaranteed.