

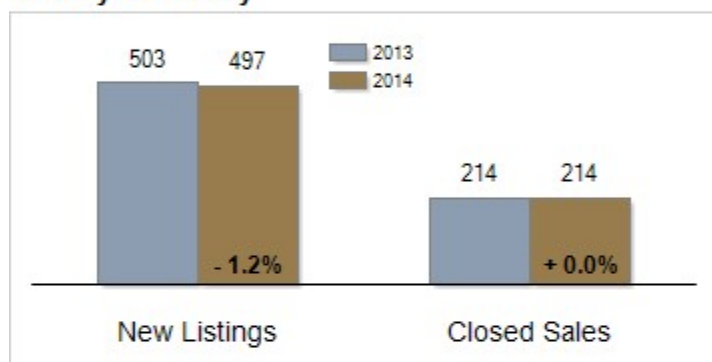


Patterson-Schwartz Real Estate Residential Market Update

As of Monday, March 10, 2014 10:06:23 AM

All Sussex County	February			Year To Date		
	2013	2014	Change	2013	2014	Change
New Listings	503	497	- 1.2%	1052	962	- 8.6%
Closed Sales	214	214	+ 0.0%	394	429	+ 8.9%
Pending Sales	266	269	+ 1.1%	517	492	- 4.8%
Median Sales Price	\$234,950	\$215,000	- 8.5%	\$226,000	\$228,000	+ 0.9%
% of Original List Price Received at Sale	96.8%	95.6%	- 1.2%	96.3%	96.5%	+ 0.2%
Average Days on Market Until Sale	207	165	- 20.3%	210	159	- 24.3%
Total Residential Listing Inventory (as of 02/28)	4220	3587	- 15.0%			
Single-Family Detached Inventory (as of 02/28)	2844	2397	- 15.7%			

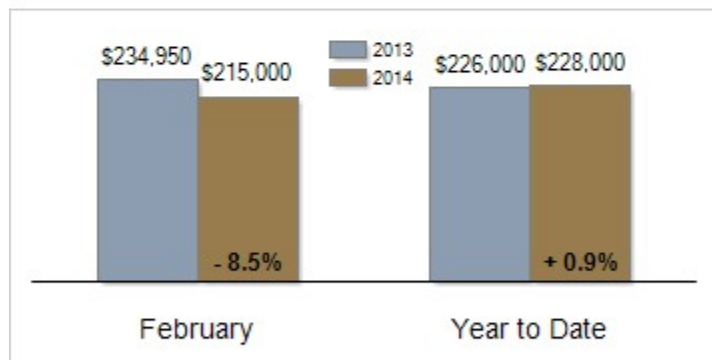
Activity: February



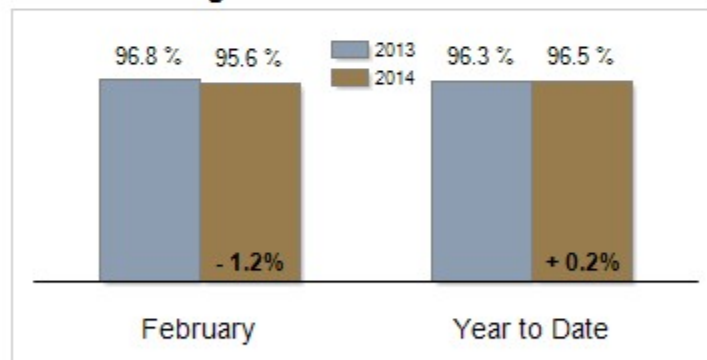
Activity: Year to Date



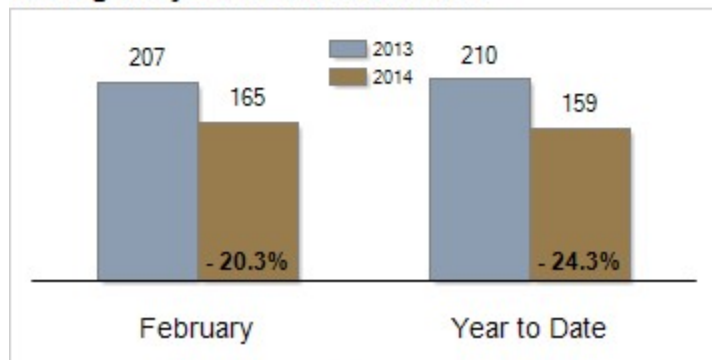
Median Sales Price



Percent of Original List Price Received at Sale



Average Days on Market Until Sale



Inventory of Homes for Sale: February

