



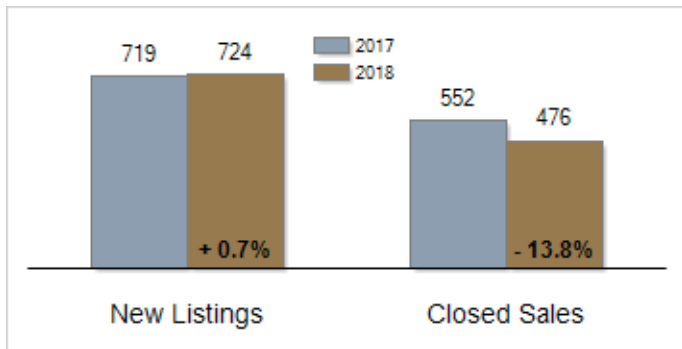
Patterson-Schwartz Real Estate

Residential Market Update

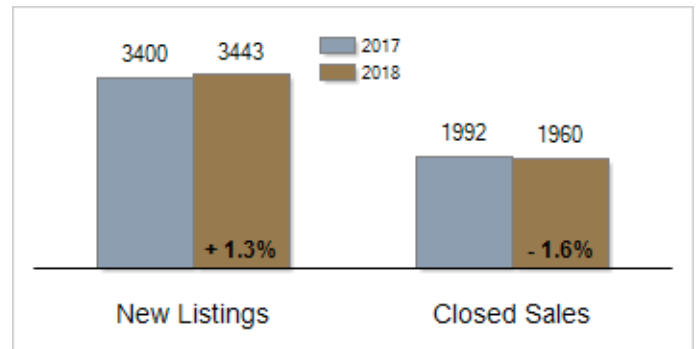
As of Friday, June 08, 2018 4:42:13 PM

All Sussex County	May			Year To Date		
	2017	2018	Change	2017	2018	Change
New Listings	719	724	+ 0.7%	3400	3443	+ 1.3%
Closed Sales	552	476	- 13.8%	1992	1960	- 1.6%
Pending Sales	479	544	+ 13.6%	2226	2322	+ 4.3%
Median Sales Price	\$267,500	\$290,700	+ 8.7%	\$260,250	\$291,700	+ 12.1%
% of Original List Price Received at Sale	90.2%	96.9%	+ 6.7%	93.6%	95.6%	+ 2.0%
Average Days on Market Until Sale	128	105	- 18.0%	133	115	- 13.5%
Total Residential Listing Inventory (as of 05/31)	422	2692	+ 537.9%			
Single-Family Detached Inventory (as of 05/31)	1	6	+ 500.0%			

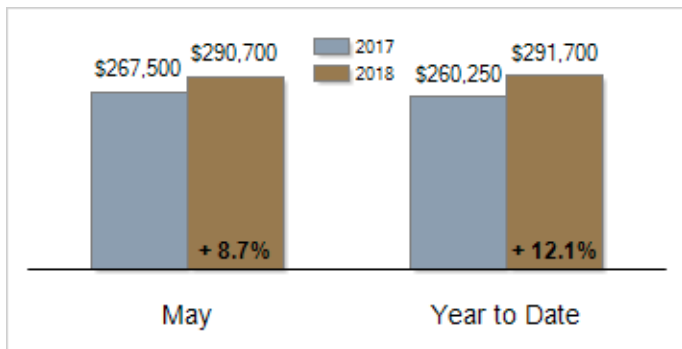
Activity: May



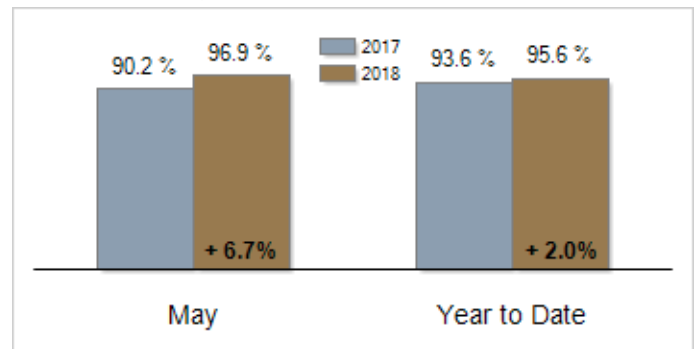
Activity: Year to Date



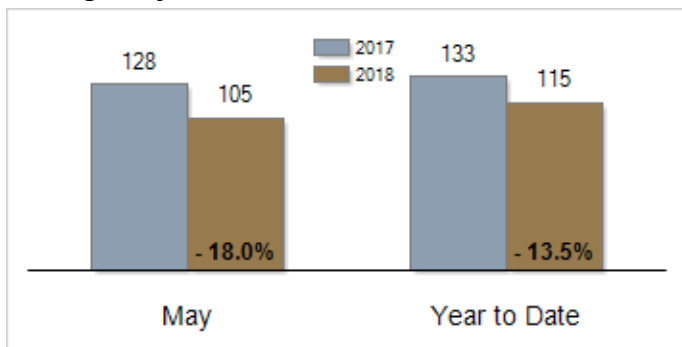
Median Sales Price



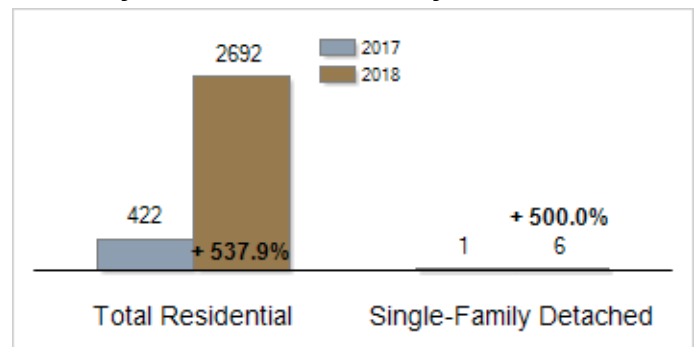
Percent of Original List Price Received at Sale



Average Days on Market Until Sale



Inventory of Homes for Sale: May



All information presented is based on data supplied by SCAOR MLS. SCAOR MLS does not guarantee nor is it responsible for its accuracy. Data maintained by the MLS may not reflect all real estate activities in the market. Information is deemed reliable but not guaranteed.