



Patterson-Schwartz Real Estate Residential Market Update

As of Thursday, July 11, 2019 10:18:09 AM

All Sussex County	June			Year To Date		
	2018	2019	Change	2018	2019	Change
New Listings	702	691	- 1.6%	4653	4306	- 7.5%
Closed Sales	535	507	- 5.2%	2678	2595	- 3.1%
Pending Sales	478	477	- 0.2%	2906	2866	- 1.4%
Median Sales Price	\$292,000	\$281,750	- 3.5%	\$290,000	\$281,000	- 3.1%
% of Original List Price Received at Sale	96.8%	95.4%	- 1.4%	96.1%	97.3%	+ 1.2%
Average Days on Market Until Sale	93	94	+ 1.1%	108	99	- 8.3%

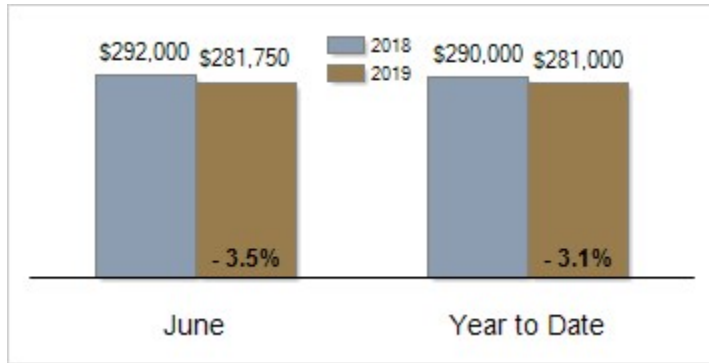
Activity: June



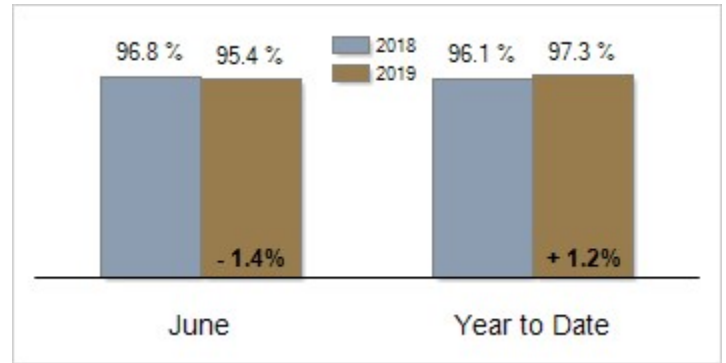
Activity: Year to Date



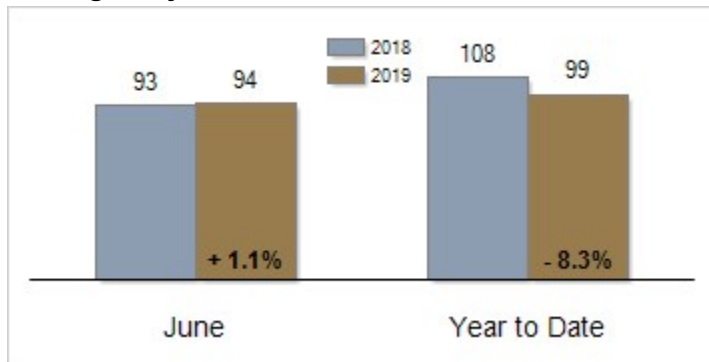
Median Sales Price



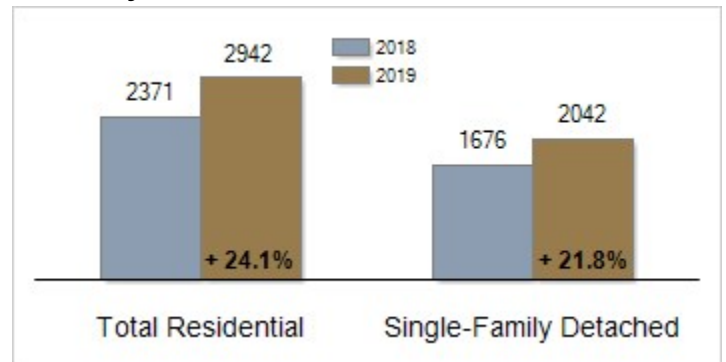
Percent of Original List Price Received at Sale



Average Days on Market Until Sale



Inventory of Homes for Sale: June



All information presented is based on data supplied by BRIGHT MLS. BRIGHT MLS does not guarantee nor is it responsible for its accuracy. Data maintained by the MLS may not reflect all real estate activities in the market. Information is deemed reliable but not guaranteed.