

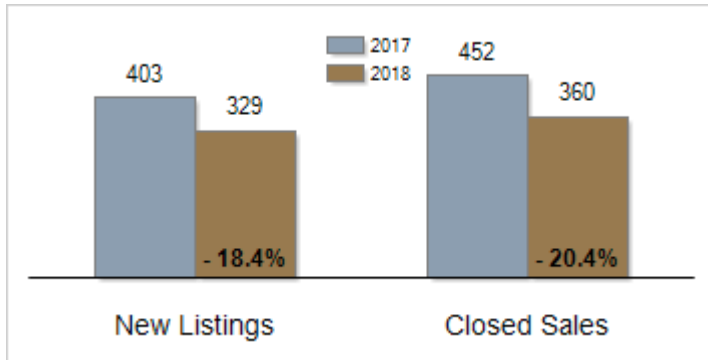


Patterson-Schwartz Real Estate Residential Market Update

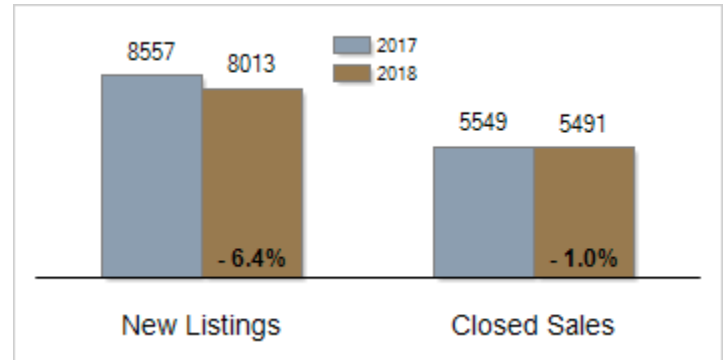
As of Tuesday, January 22, 2019 1:19:12 PM

All Sussex County	December			Year To Date		
	2017	2018	Change	2017	2018	Change
New Listings	403	329	- 18.4%	8557	8013	- 6.4%
Closed Sales	452	360	- 20.4%	5549	5491	- 1.0%
Pending Sales	307	287	- 6.5%	5632	5506	- 2.2%
Median Sales Price	\$271,250	\$295,000	+ 8.8%	\$265,000	\$280,900	+ 6.0%
% of Original List Price Received at Sale	100.5%	95.5%	- 5.0%	94.2%	95.9%	+ 1.7%
Average Days on Market Until Sale	106	91	- 14.2%	120	104	- 13.3%
Total Residential Listing Inventory (as of 12/31)	2428	2549	+ 5.0%			
Single-Family Detached Inventory (as of 12/31)	1723	1826	+ 6.0%			

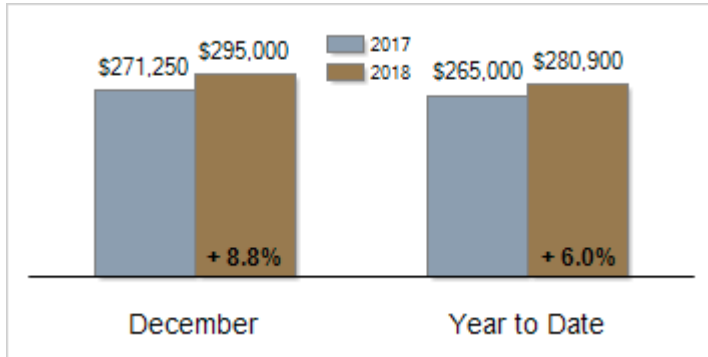
Activity: December



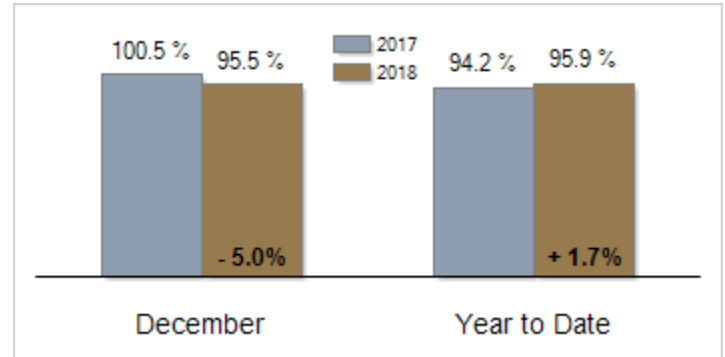
Activity: Year to Date



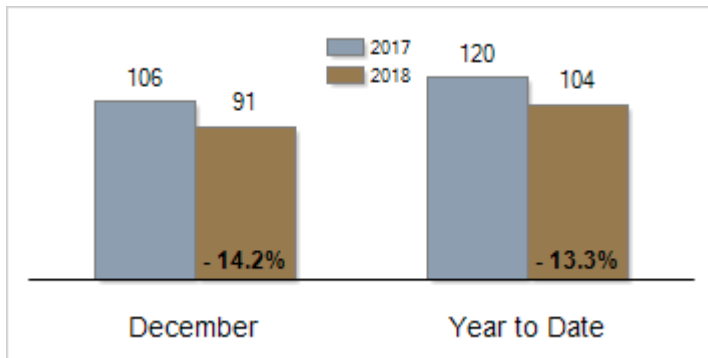
Median Sales Price



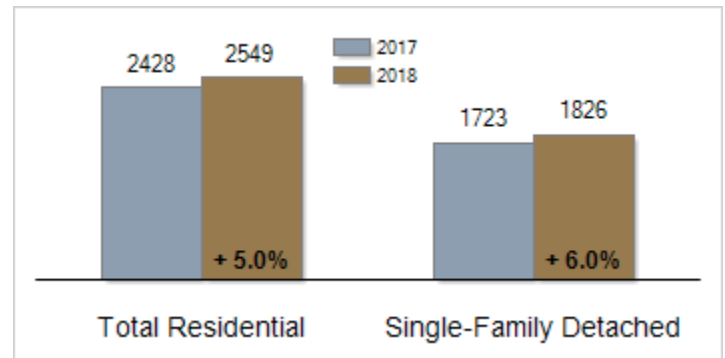
Percent of Original List Price Received at Sale



Average Days on Market Until Sale



Inventory of Homes for Sale: December



All information presented is based on data supplied by BRIGHT MLS. BRIGHT MLS does not guarantee nor is it responsible for its accuracy. Data maintained by the MLS may not reflect all real estate activities in the market. Information is deemed reliable but not guaranteed.