

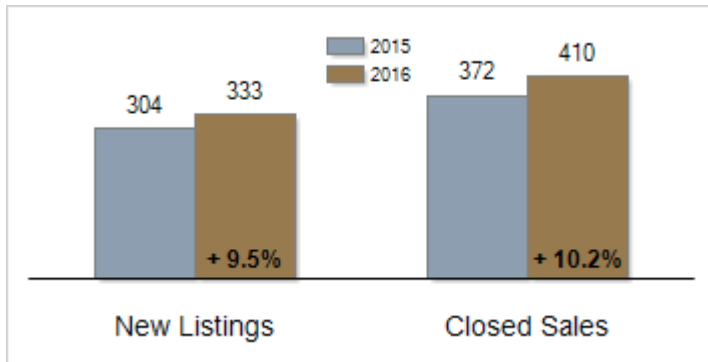


Patterson-Schwartz Real Estate Residential Market Update

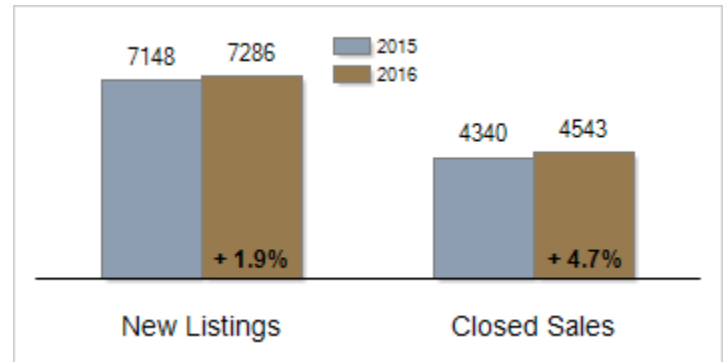
As of Wednesday, January 11, 2017 9:48:22 AM

All Sussex County	December			Year To Date		
	2015	2016	Change	2015	2016	Change
New Listings	304	333	+ 9.5%	7148	7286	+ 1.9%
Closed Sales	372	410	+ 10.2%	4340	4543	+ 4.7%
Pending Sales	263	326	+ 24.0%	4395	4741	+ 7.9%
Median Sales Price	\$285,950	\$275,000	- 3.8%	\$248,138	\$253,590	+ 2.2%
% of Original List Price Received at Sale	97.9%	95.5%	- 2.4%	94.1%	93.6%	- 0.5%
Average Days on Market Until Sale	122	126	+ 3.3%	151	141	- 6.6%
Total Residential Listing Inventory (as of 12/31)	3445	3071	- 10.9%			
Single-Family Detached Inventory (as of 12/31)	2379	2141	- 10.0%			

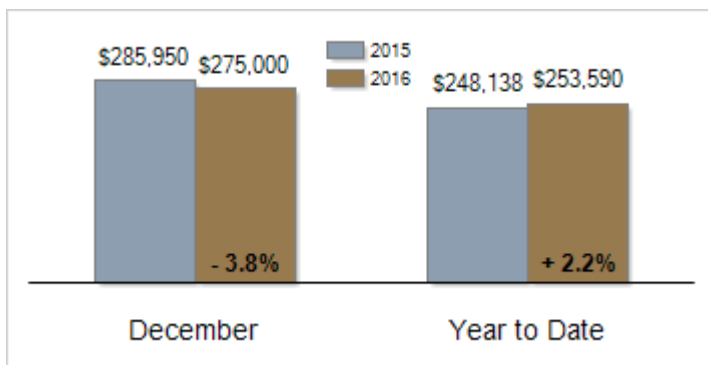
Activity: December



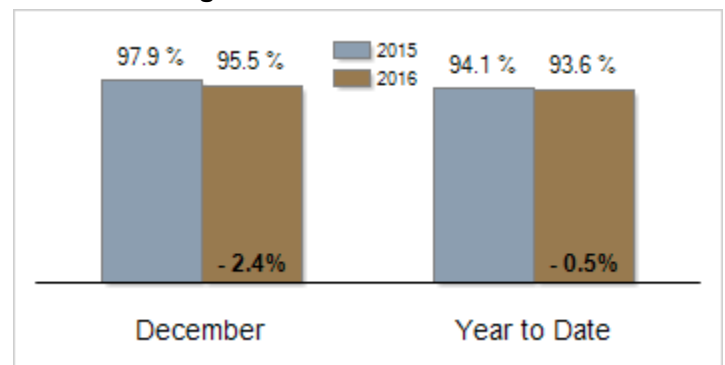
Activity: Year to Date



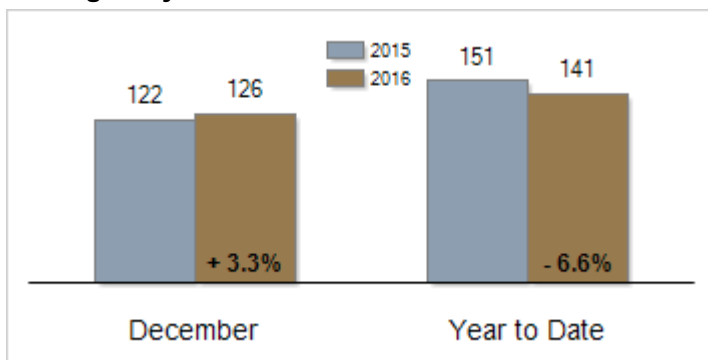
Median Sales Price



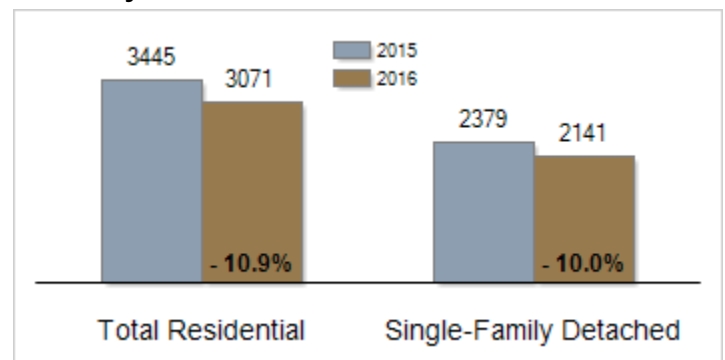
Percent of Original List Price Received at Sale



Average Days on Market Until Sale



Inventory of Homes for Sale: December



All information presented is based on data supplied by SCAOR MLS. SCAOR MLS does not guarantee nor is it responsible for its accuracy. Data maintained by the MLS may not reflect all real estate activities in the market. Information is deemed reliable but not guaranteed.