



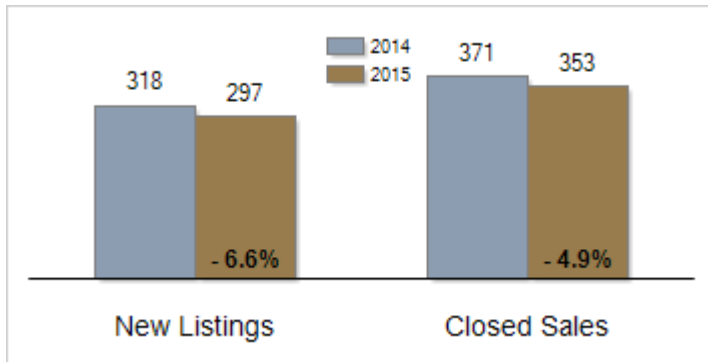
Patterson-Schwartz Real Estate

Residential Market Update

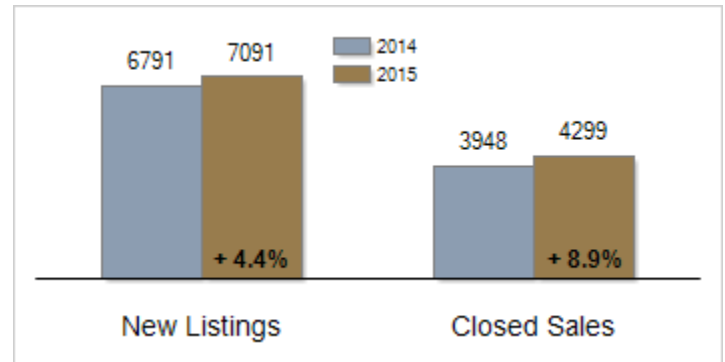
As of Friday, January 08, 2016 3:19:59 PM

All Sussex County	December			Year To Date		
	2014	2015	Change	2014	2015	Change
New Listings	318	297	- 6.6%	6791	7091	+ 4.4%
Closed Sales	371	353	- 4.9%	3948	4299	+ 8.9%
Pending Sales	245	274	+ 11.8%	3833	4423	+ 15.4%
Median Sales Price	\$269,900	\$285,000	+ 5.6%	\$245,000	\$248,000	+ 1.2%
% of Original List Price Received at Sale	97.8%	98.0%	+ 0.2%	96.9%	96.7%	- 0.2%
Average Days on Market Until Sale	174	122	- 29.9%	159	151	- 5.0%
Total Residential Listing Inventory (as of 12/31)	4067	3336	- 18.0%			
Single-Family Detached Inventory (as of 12/31)	2823	2307	- 18.3%			

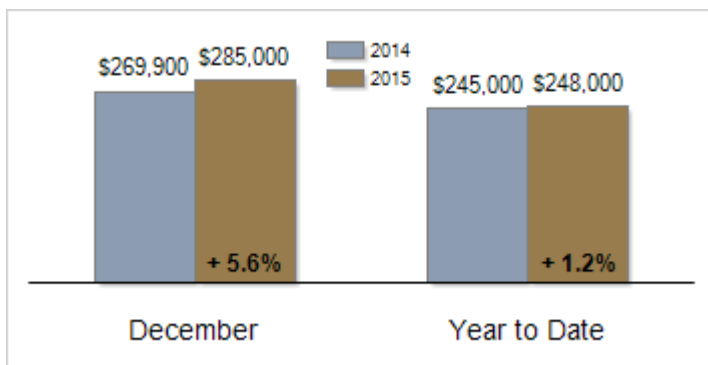
Activity: December



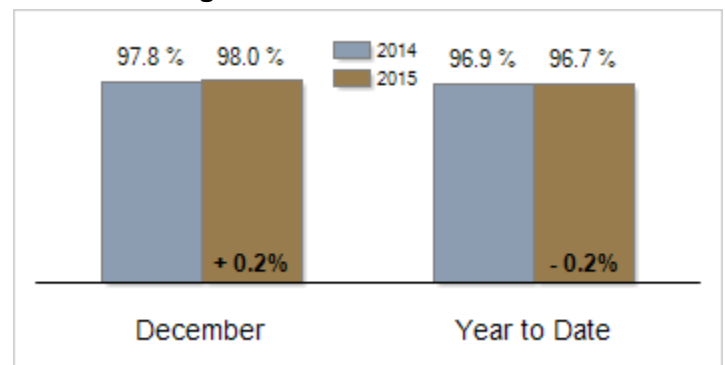
Activity: Year to Date



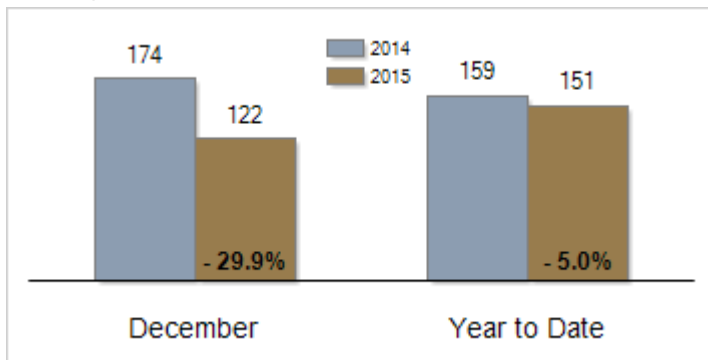
Median Sales Price



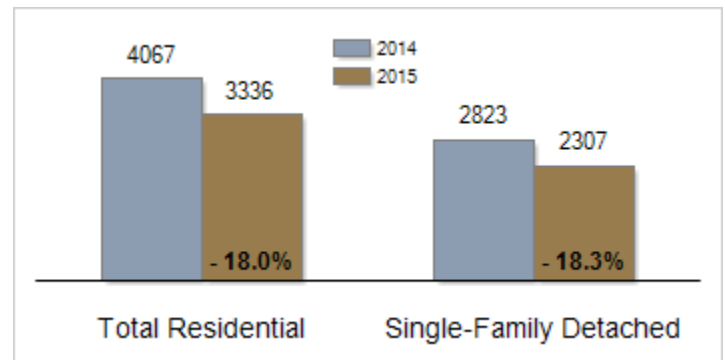
Percent of Original List Price Received at Sale



Average Days on Market Until Sale



Inventory of Homes for Sale: December



All information presented is based on data supplied by SCAOR MLS. SCAOR MLS does not guarantee nor is it responsible for its accuracy. Data maintained by the MLS may not reflect all real estate activities in the market. Information is deemed reliable but not guaranteed.