

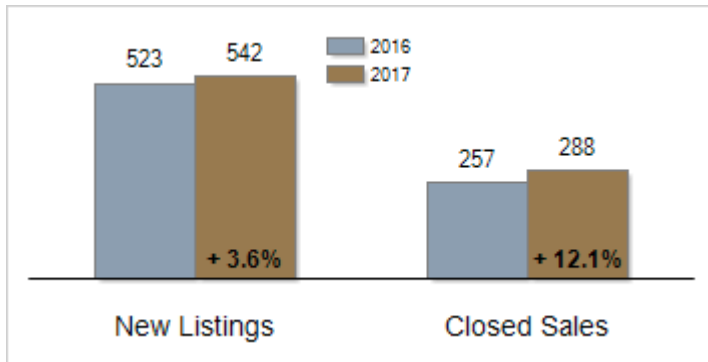


Patterson-Schwartz Real Estate Residential Market Update

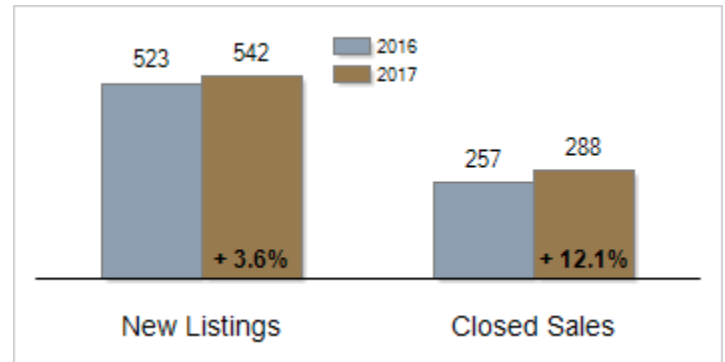
As of Monday, February 06, 2017 12:41:26 PM

All Sussex County	January			Year To Date		
	2016	2017	Change	2016	2017	Change
New Listings	523	542	+ 3.6%	523	542	+ 3.6%
Closed Sales	257	288	+ 12.1%	257	288	+ 12.1%
Pending Sales	264	376	+ 42.4%	264	376	+ 42.4%
Median Sales Price	\$245,000	\$245,000	+ 0.0%	\$245,000	\$245,000	+ 0.0%
% of Original List Price Received at Sale	96.2%	95.1%	- 1.1%	96.2%	95.1%	- 1.1%
Average Days on Market Until Sale	143	126	- 11.9%	143	126	- 11.9%
Total Residential Listing Inventory (as of 01/31)	3479	3038	- 12.7%			
Single-Family Detached Inventory (as of 01/31)	2397	2125	- 11.3%			

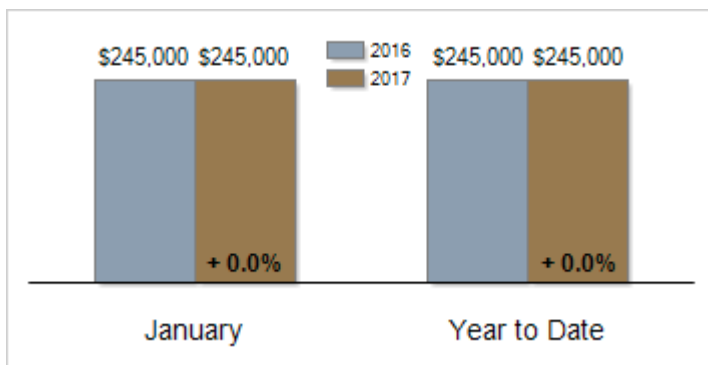
Activity: January



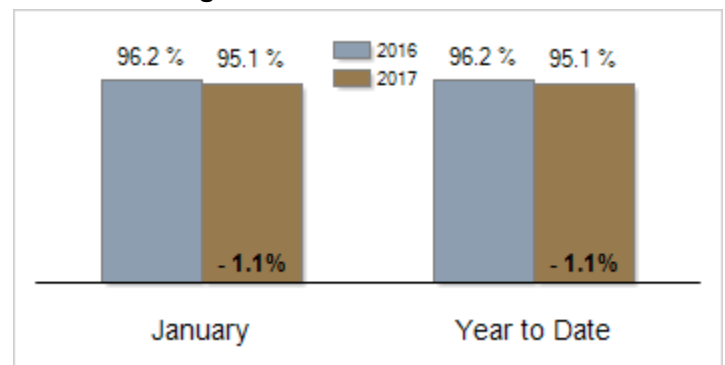
Activity: Year to Date



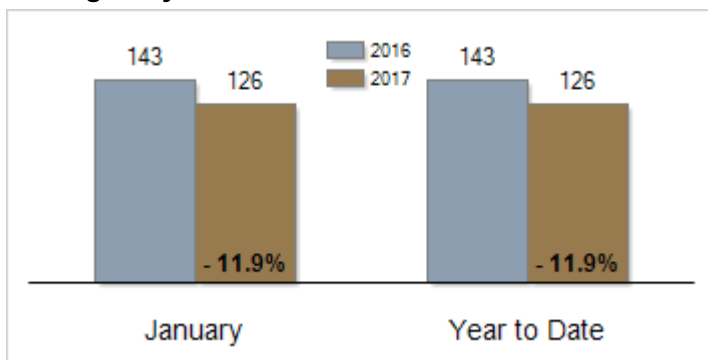
Median Sales Price



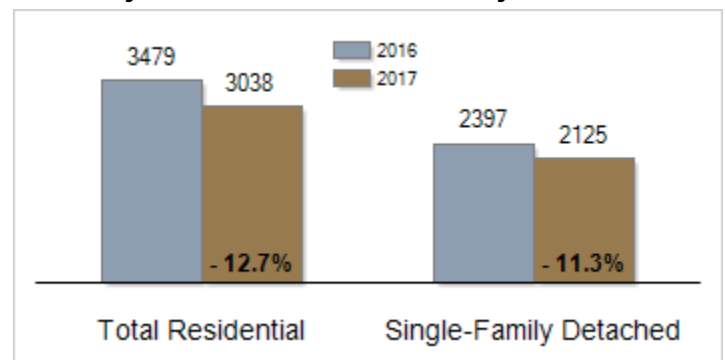
Percent of Original List Price Received at Sale



Average Days on Market Until Sale



Inventory of Homes for Sale: January



All information presented is based on data supplied by SCAOR MLS. SCAOR MLS does not guarantee nor is it responsible for its accuracy. Data maintained by the MLS may not reflect all real estate activities in the market. Information is deemed reliable but not guaranteed.