

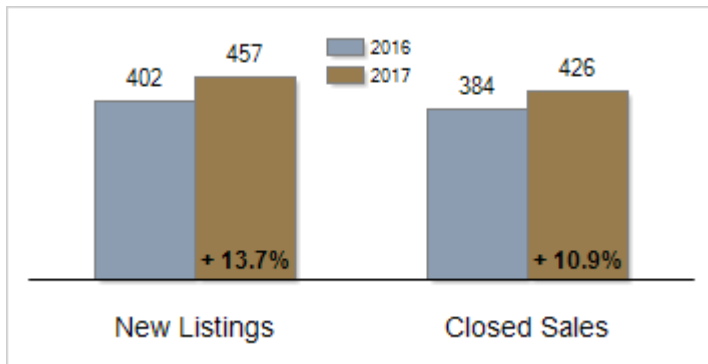


Patterson-Schwartz Real Estate Residential Market Update

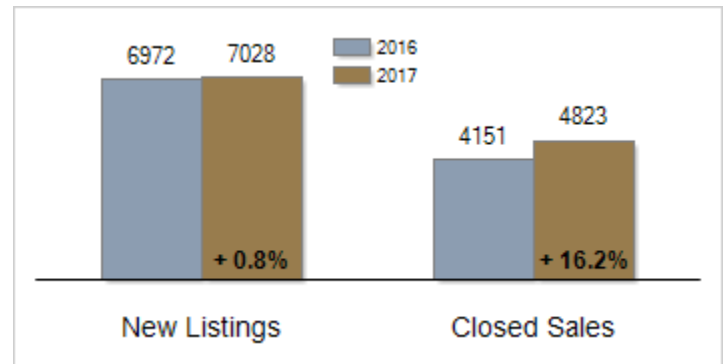
As of Wednesday, December 13, 2017 1:53:18 PM

All Sussex County	November			Year To Date		
	2016	2017	Change	2016	2017	Change
New Listings	402	457	+ 13.7%	6972	7028	+ 0.8%
Closed Sales	384	426	+ 10.9%	4151	4823	+ 16.2%
Pending Sales	350	406	+ 16.0%	4366	5127	+ 17.4%
Median Sales Price	\$254,252	\$265,000	+ 4.2%	\$252,000	\$265,000	+ 5.2%
% of Original List Price Received at Sale	94.3%	95.5%	+ 1.2%	93.5%	93.4%	- 0.1%
Average Days on Market Until Sale	131	118	- 9.9%	143	126	- 11.9%
Total Residential Listing Inventory (as of 11/30)	3341	2754	- 17.6%			
Single-Family Detached Inventory (as of 11/30)	2341	1983	- 15.3%			

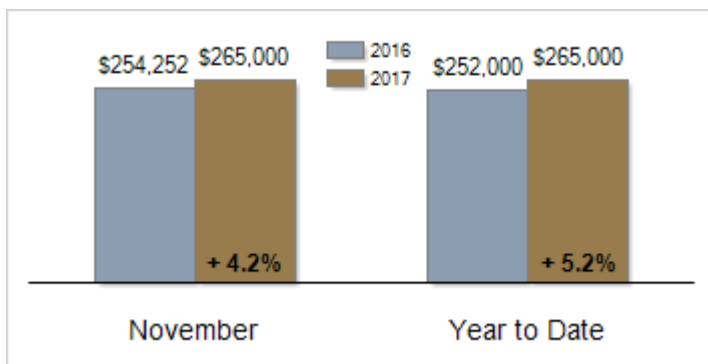
Activity: November



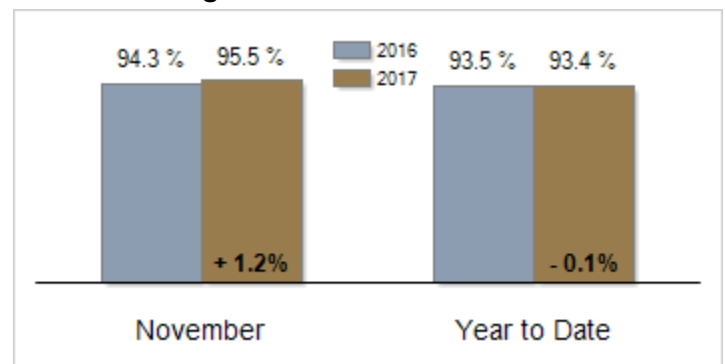
Activity: Year to Date



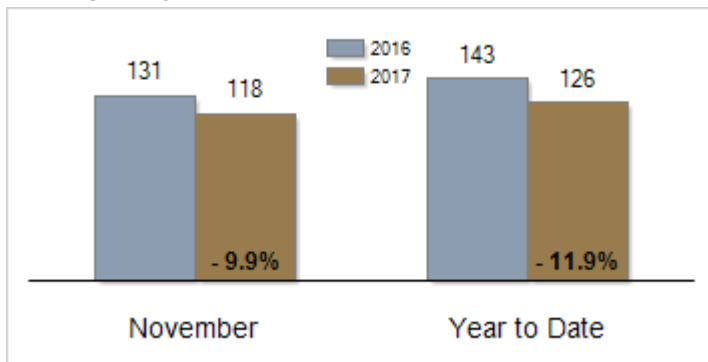
Median Sales Price



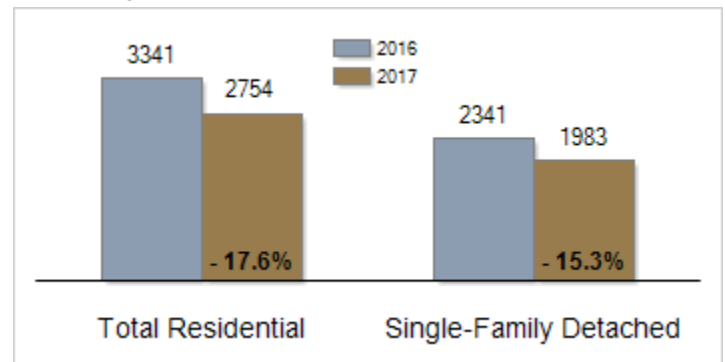
Percent of Original List Price Received at Sale



Average Days on Market Until Sale



Inventory of Homes for Sale: November



All information presented is based on data supplied by SCAOR MLS. SCAOR MLS does not guarantee nor is it responsible for its accuracy. Data maintained by the MLS may not reflect all real estate activities in the market. Information is deemed reliable but not guaranteed.