



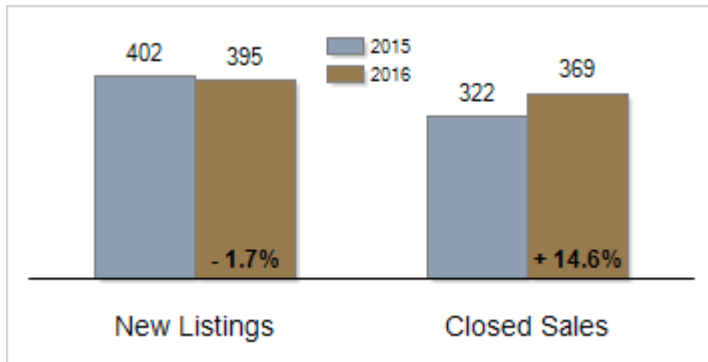
Patterson-Schwartz Real Estate

Residential Market Update

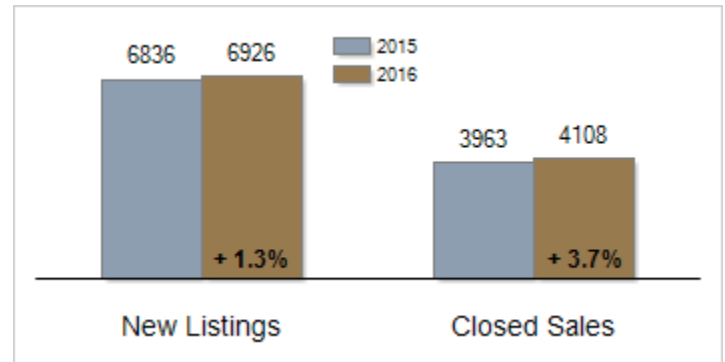
As of Friday, December 09, 2016 4:13:16 PM

All Sussex County	November			Year To Date		
	2015	2016	Change	2015	2016	Change
New Listings	402	395	- 1.7%	6836	6926	+ 1.3%
Closed Sales	322	369	+ 14.6%	3963	4108	+ 3.7%
Pending Sales	304	357	+ 17.4%	4126	4417	+ 7.1%
Median Sales Price	\$235,000	\$255,000	+ 8.5%	\$245,000	\$250,000	+ 2.0%
% of Original List Price Received at Sale	96.8%	94.2%	- 2.6%	93.7%	93.4%	- 0.3%
Average Days on Market Until Sale	135	130	- 3.7%	154	143	- 7.1%
Total Residential Listing Inventory (as of 11/30)	3717	3278	- 11.8%			
Single-Family Detached Inventory (as of 11/30)	2577	2292	- 11.1%			

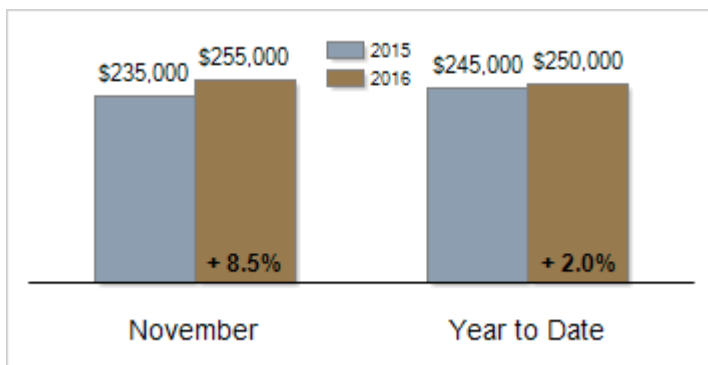
Activity: November



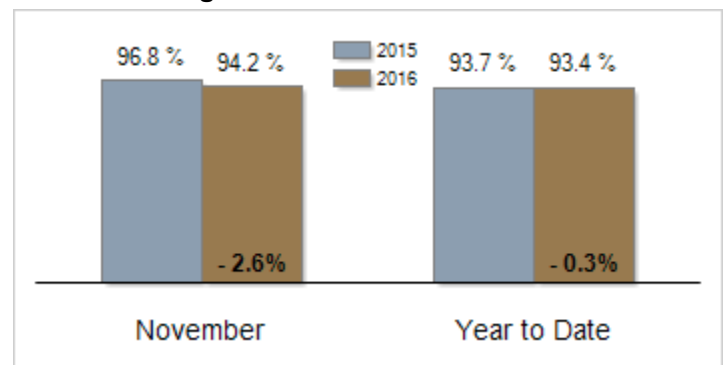
Activity: Year to Date



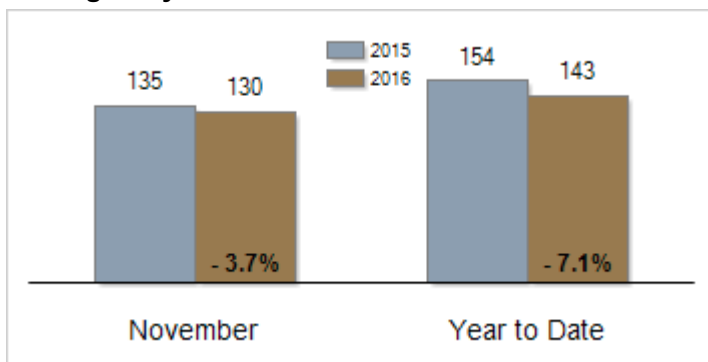
Median Sales Price



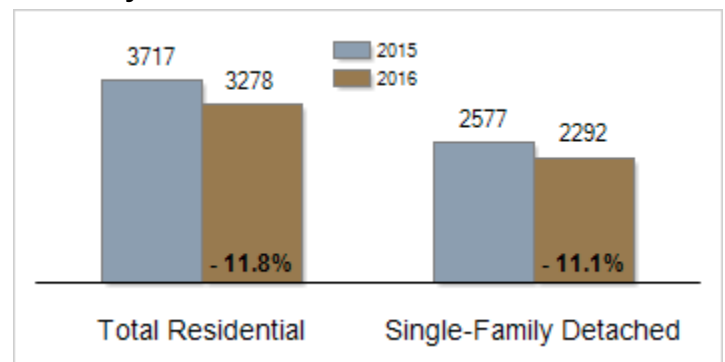
Percent of Original List Price Received at Sale



Average Days on Market Until Sale



Inventory of Homes for Sale: November



All information presented is based on data supplied by SCAOR MLS. SCAOR MLS does not guarantee nor is it responsible for its accuracy. Data maintained by the MLS may not reflect all real estate activities in the market. Information is deemed reliable but not guaranteed.