



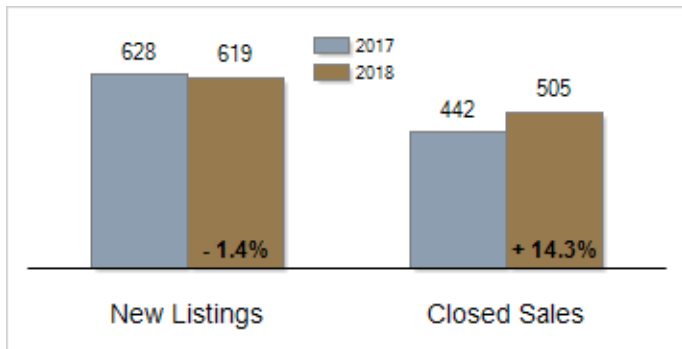
# Patterson-Schwartz Real Estate

## Residential Market Update

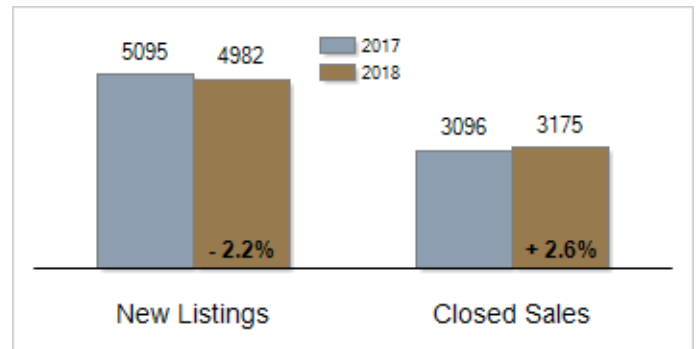
As of Saturday, August 11, 2018 10:50:28 AM

All Sussex County	July			Year To Date		
	2017	2018	Change	2017	2018	Change
<b>New Listings</b>	628	619	- 1.4%	5095	4982	- 2.2%
<b>Closed Sales</b>	442	505	+ 14.3%	3096	3175	+ 2.6%
<b>Pending Sales</b>	557	514	- 7.7%	3439	3426	- 0.4%
<b>Median Sales Price</b>	\$269,450	\$248,000	- 8.0%	\$260,000	\$280,000	+ 7.7%
<b>% of Original List Price Received at Sale</b>	95.0%	97.3%	+ 2.3%	94.1%	96.0%	+ 1.9%
<b>Average Days on Market Until Sale</b>	134	100	- 25.4%	126	108	- 14.3%
<b>Total Residential Listing Inventory (as of 07/31)</b>	4417	3104	- 29.7%			
<b>Single-Family Detached Inventory (as of 07/31)</b>	3179	2257	- 29.0%			

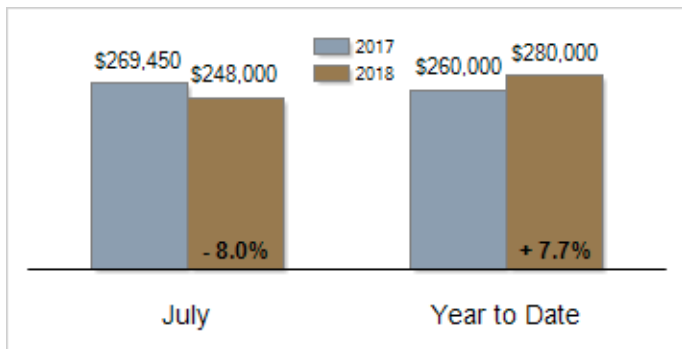
### Activity: July



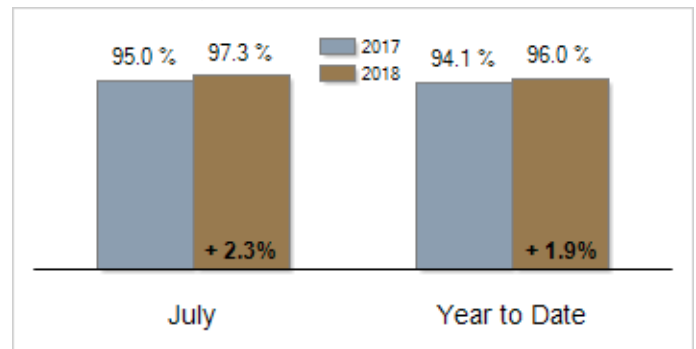
### Activity: Year to Date



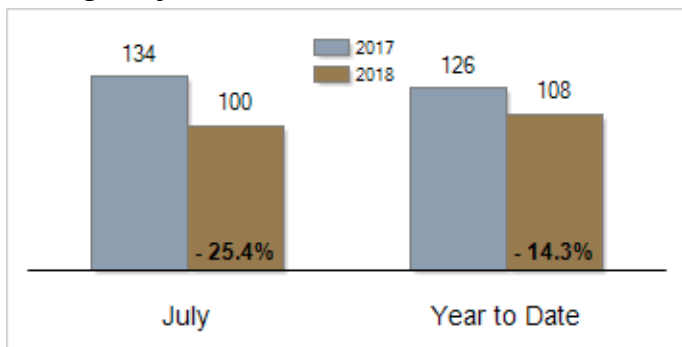
### Median Sales Price



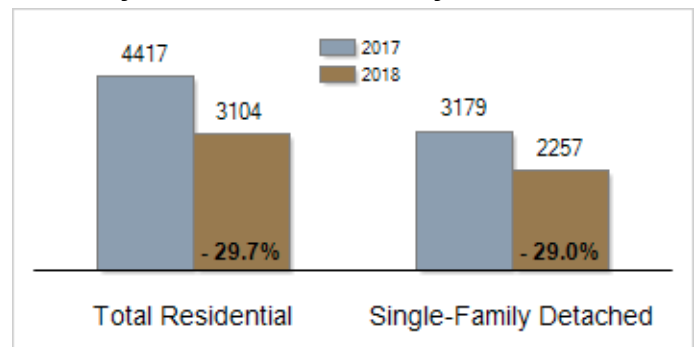
### Percent of Original List Price Received at Sale



### Average Days on Market Until Sale



### Inventory of Homes for Sale: July



All information presented is based on data supplied by BRIGHT MLS. BRIGHT MLS does not guarantee nor is it responsible for its accuracy. Data maintained by the MLS may not reflect all real estate activities in the market. Information is deemed reliable but not guaranteed.