

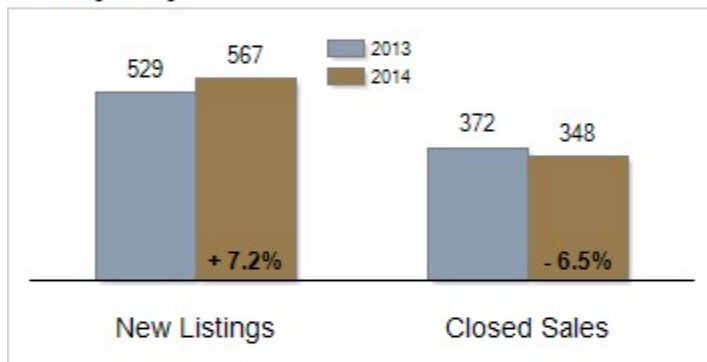


Patterson-Schwartz Real Estate Residential Market Update

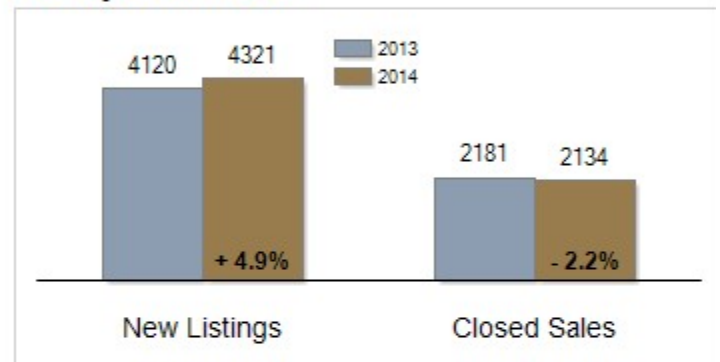
As of Wednesday, August 13, 2014 9:55:20 AM

All Sussex County	July			Year To Date		
	2013	2014	Change	2013	2014	Change
New Listings	529	567	+ 7.2%	4120	4321	+ 4.9%
Closed Sales	372	348	- 6.5%	2181	2134	- 2.2%
Pending Sales	426	397	- 6.8%	2389	2230	- 6.7%
Median Sales Price	\$230,000	\$211,000	- 8.3%	\$235,000	\$240,000	+ 2.1%
% of Original List Price Received at Sale	95.5%	96.4%	+ 0.9%	96.6%	97.1%	+ 0.5%
Average Days on Market Until Sale	163	135	- 17.2%	198	155	- 21.7%
Total Residential Listing Inventory (as of 07/31)	4636	4221	- 9.0%			
Single-Family Detached Inventory (as of 07/31)	3186	2905	- 8.8%			

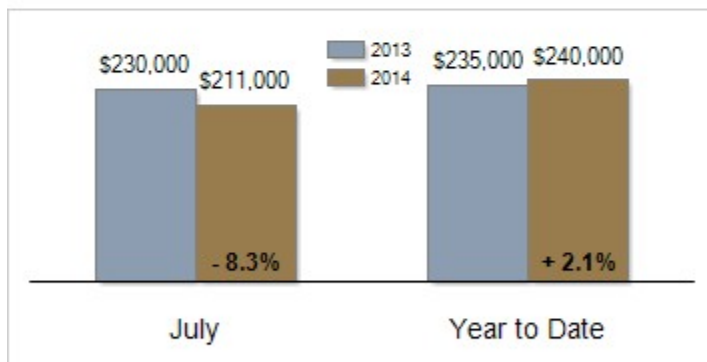
Activity: July



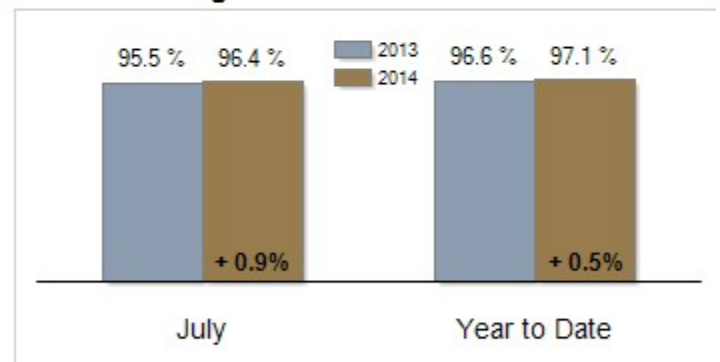
Activity: Year to Date



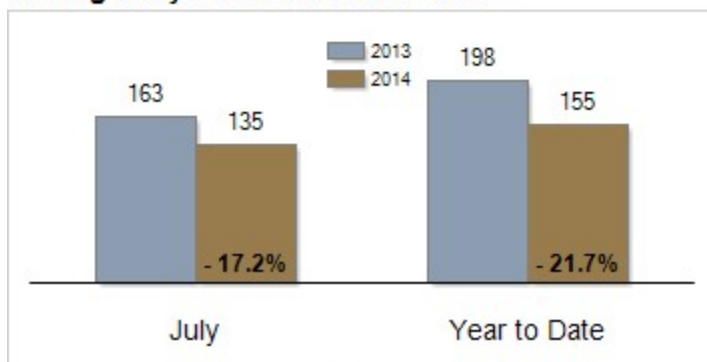
Median Sales Price



Percent of Original List Price Received at Sale



Average Days on Market Until Sale



Inventory of Homes for Sale: July

