

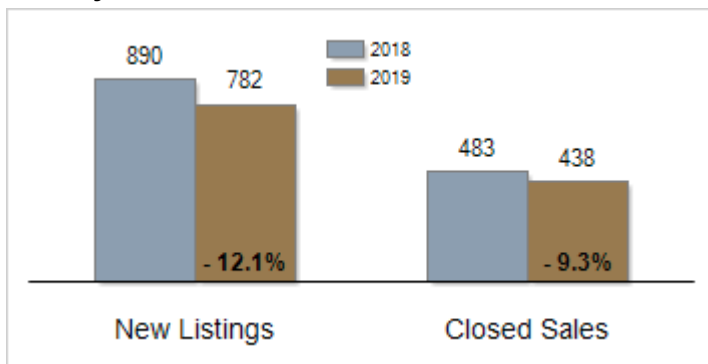


Patterson-Schwartz Real Estate Residential Market Update

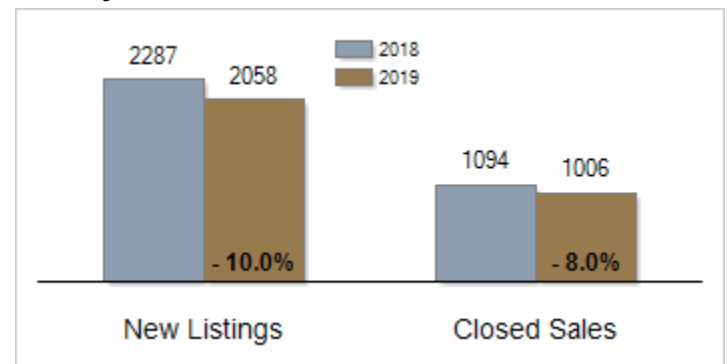
As of Wednesday, April 10, 2019 3:58:22 PM

All Sussex County	March			Year To Date		
	2018	2019	Change	2018	2019	Change
New Listings	890	782	- 12.1%	2287	2058	- 10.0%
Closed Sales	483	438	- 9.3%	1094	1006	- 8.0%
Pending Sales	544	489	- 10.1%	1379	1277	- 7.4%
Median Sales Price	\$295,000	\$281,067	- 4.7%	\$285,000	\$280,000	- 1.8%
% of Original List Price Received at Sale	98.2%	96.8%	- 1.4%	96.6%	96.4%	- 0.2%
Average Days on Market Until Sale	113	101	- 10.6%	113	101	- 10.6%

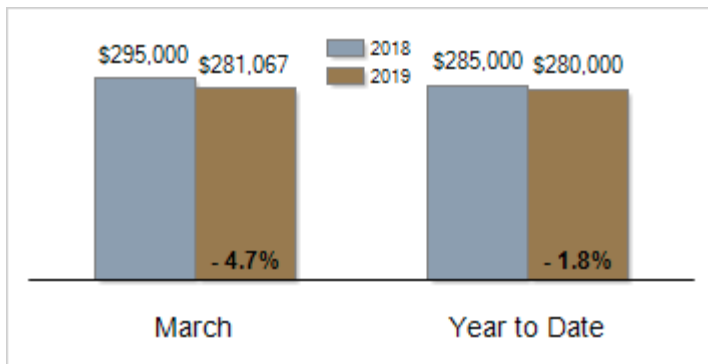
Activity: March



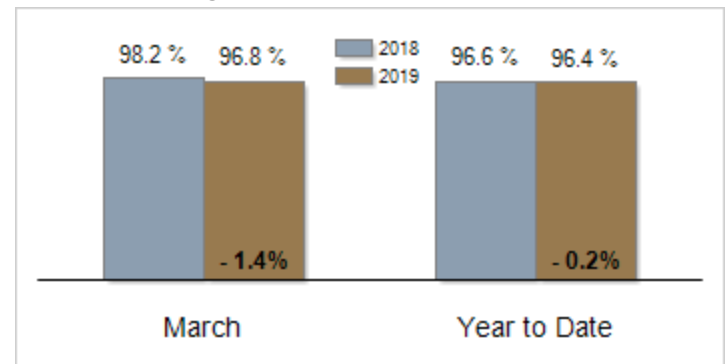
Activity: Year to Date



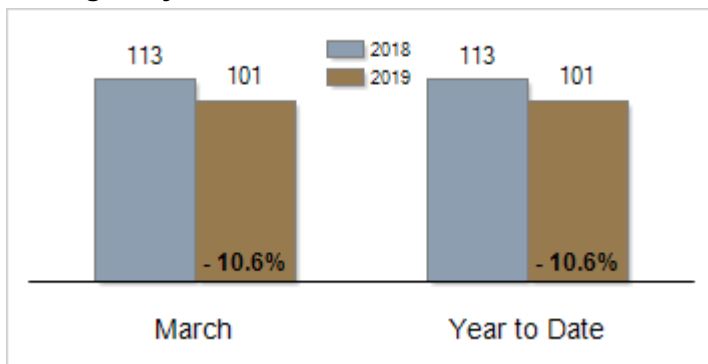
Median Sales Price



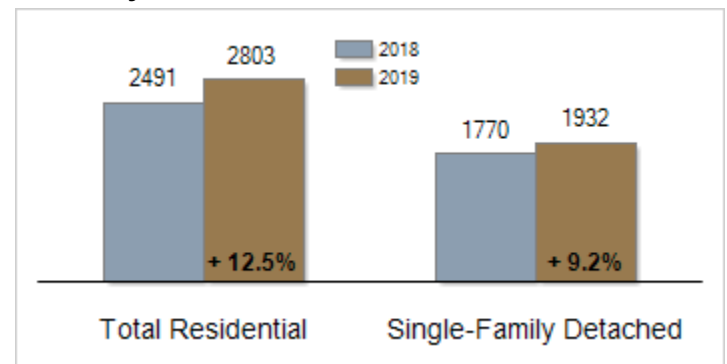
Percent of Original List Price Received at Sale



Average Days on Market Until Sale



Inventory of Homes for Sale: March



All information presented is based on data supplied by BRIGHT MLS. BRIGHT MLS does not guarantee nor is it responsible for its accuracy. Data maintained by the MLS may not reflect all real estate activities in the market. Information is deemed reliable but not guaranteed.