

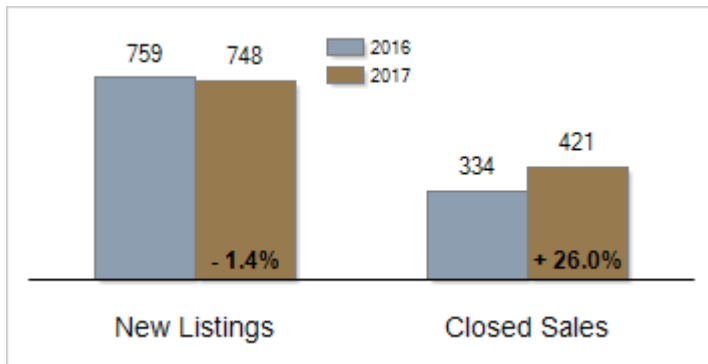


Patterson-Schwartz Real Estate Residential Market Update

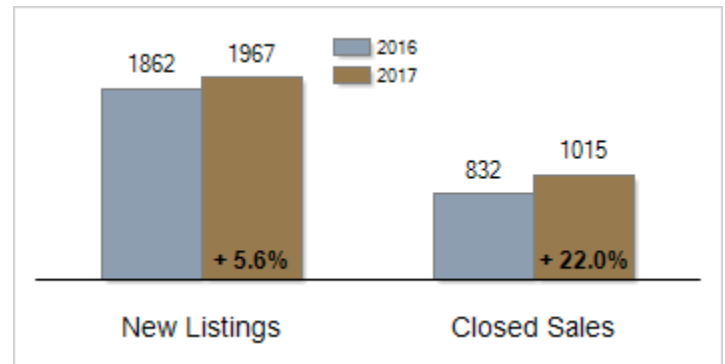
As of Tuesday, April 11, 2017 9:53:15 AM

All Sussex County	March			Year To Date		
	2016	2017	Change	2016	2017	Change
New Listings	759	748	- 1.4%	1862	1967	+ 5.6%
Closed Sales	334	421	+ 26.0%	832	1015	+ 22.0%
Pending Sales	406	545	+ 34.2%	1003	1327	+ 32.3%
Median Sales Price	\$251,250	\$262,500	+ 4.5%	\$245,000	\$251,000	+ 2.4%
% of Original List Price Received at Sale	95.7%	95.4%	- 0.3%	95.4%	94.7%	- 0.7%
Average Days on Market Until Sale	159	133	- 16.4%	155	138	- 11.0%
Total Residential Listing Inventory (as of 03/31)	3637	3217	- 11.5%			
Single-Family Detached Inventory (as of 03/31)	2487	2206	- 11.3%			

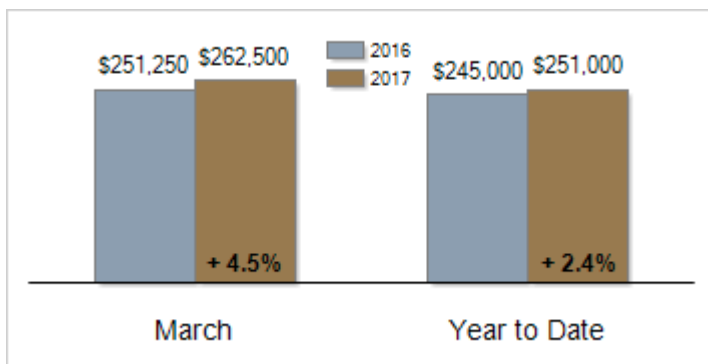
Activity: March



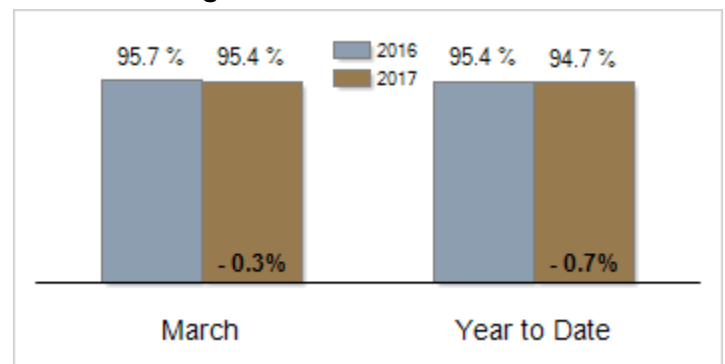
Activity: Year to Date



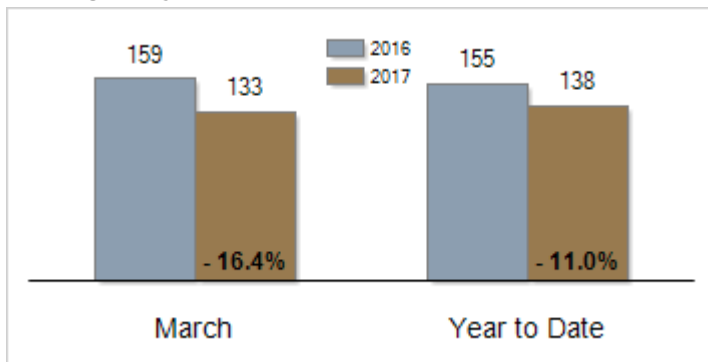
Median Sales Price



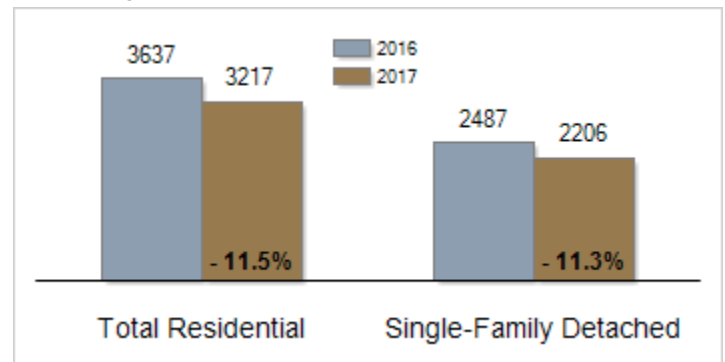
Percent of Original List Price Received at Sale



Average Days on Market Until Sale



Inventory of Homes for Sale: March



All information presented is based on data supplied by SCAOR MLS. SCAOR MLS does not guarantee nor is it responsible for its accuracy. Data maintained by the MLS may not reflect all real estate activities in the market. Information is deemed reliable but not guaranteed.