

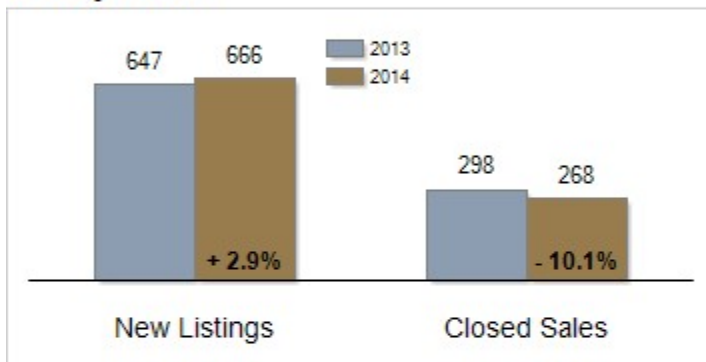


# Patterson-Schwartz Real Estate Residential Market Update

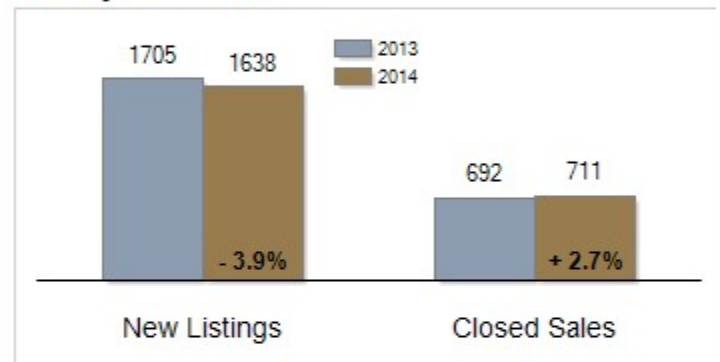
As of Monday, April 14, 2014 9:42:37 AM

All Sussex County	March			Year To Date		
	2013	2014	Change	2013	2014	Change
New Listings	647	666	+ 2.9%	1705	1638	- 3.9%
Closed Sales	298	268	- 10.1%	692	711	+ 2.7%
Pending Sales	335	352	+ 5.1%	852	821	- 3.6%
Median Sales Price	\$240,496	\$242,376	+ 0.8%	\$236,439	\$235,000	- 0.6%
% of Original List Price Received at Sale	97.1%	98.4%	+ 1.3%	96.7%	97.3%	+ 0.6%
Average Days on Market Until Sale	299	152	- 49.2%	248	157	- 36.7%
Total Residential Listing Inventory (as of 03/31)	4440	3837	- 13.6%			
Single-Family Detached Inventory (as of 03/31)	2986	2583	- 13.5%			

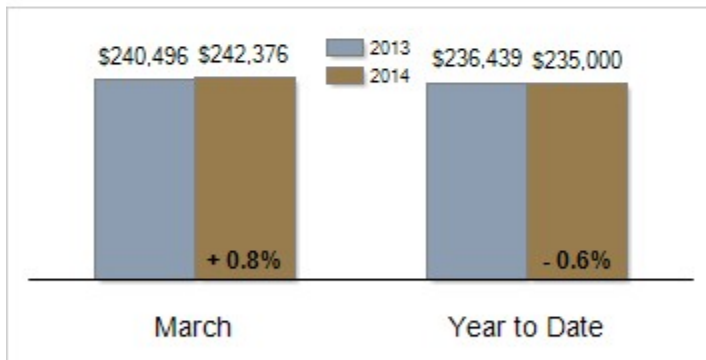
### Activity: March



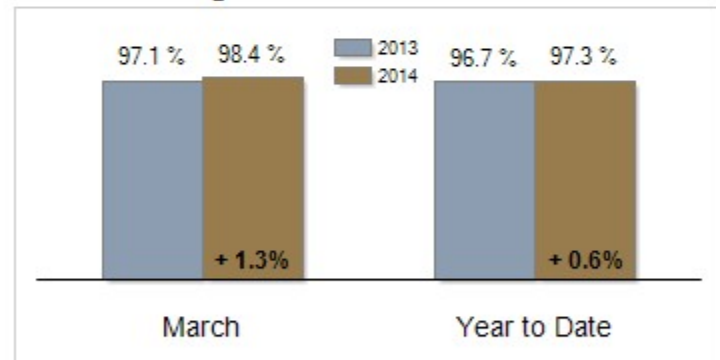
### Activity: Year to Date



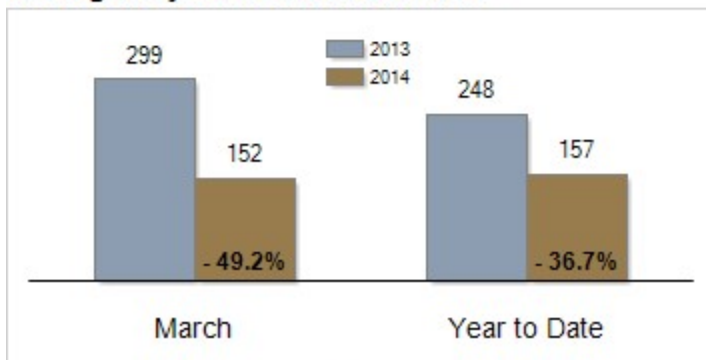
### Median Sales Price



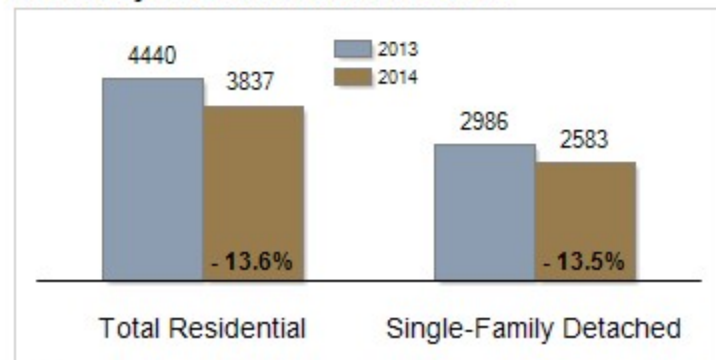
### Percent of Original List Price Received at Sale



### Average Days on Market Until Sale



### Inventory of Homes for Sale: March



All information presented is based on data supplied by SCAOR MLS. SCAOR MLS does not guarantee nor is it responsible for its accuracy. Data maintained by the MLS may not reflect all real estate activities in the market. Information is deemed reliable but not guaranteed.