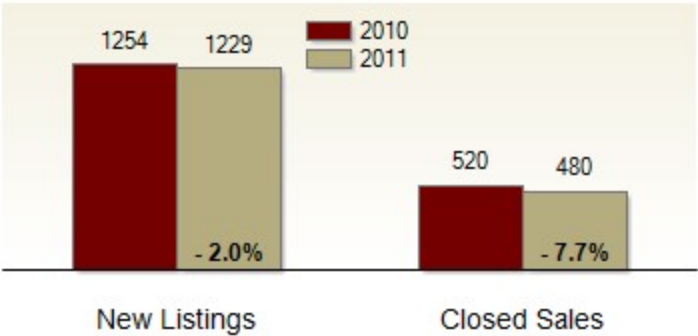


Southern Chester County	August			Year To Date		
	2010	2011	Change	2010	2011	Change
New Listings	143	135	- 5.6%	1254	1229	- 2.0%
Closed Sales	62	95	+ 53.2%	520	480	- 7.7%
Pending Sales	52	54	+ 3.8%	554	503	- 9.2%
Median Sales Price	\$397,000	\$352,000	- 11.3%	\$339,450	\$319,950	- 5.7%
% of Original List Price Received at Sale	90.9%	91.1%	+ 0.2%	91.8%	88.7%	- 3.1%
Average Days on Market Until Sale	82	101	+ 23.2%	102	116	+ 13.7%
Total Residential Listing Inventory (as of 08/31)	866	873	+ 0.8%			
Single-Family Detached Inventory (as of 08/31)	765	770	+ 0.7%			

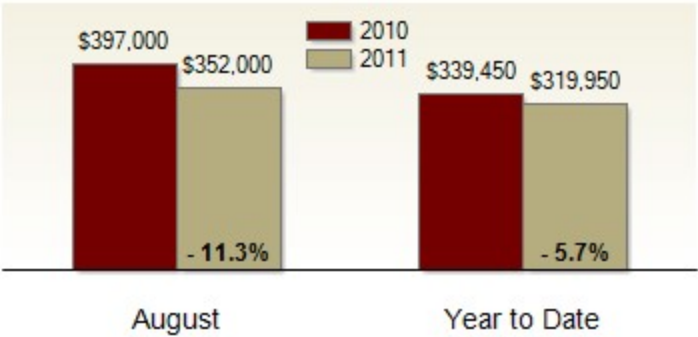
Activity: August



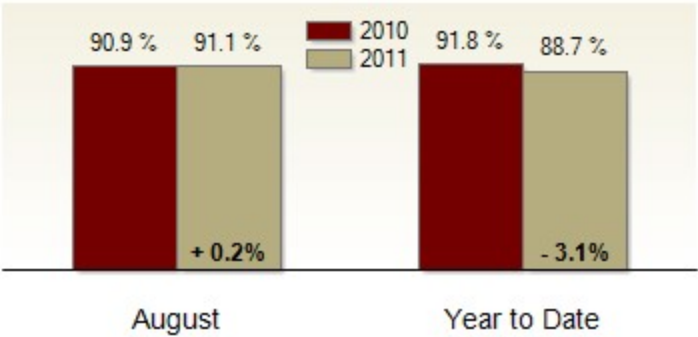
Activity: Year to Date



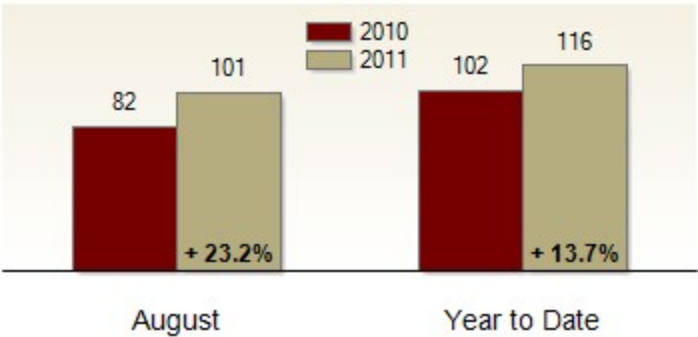
Median Sales Price



Percent of Original List Price Received at Sale



Average Days on Market Until Sale



Inventory of Homes for Sale: August

