



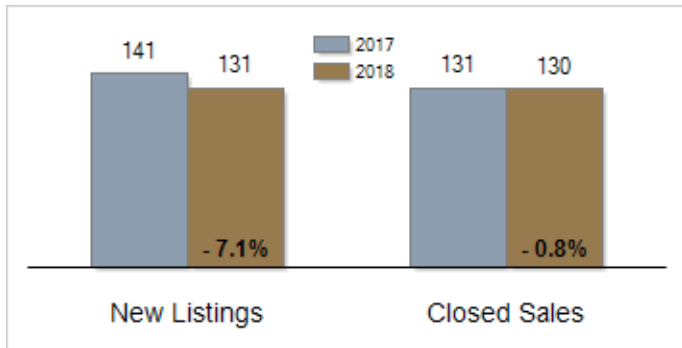
# Patterson-Schwartz Real Estate

## Residential Market Update

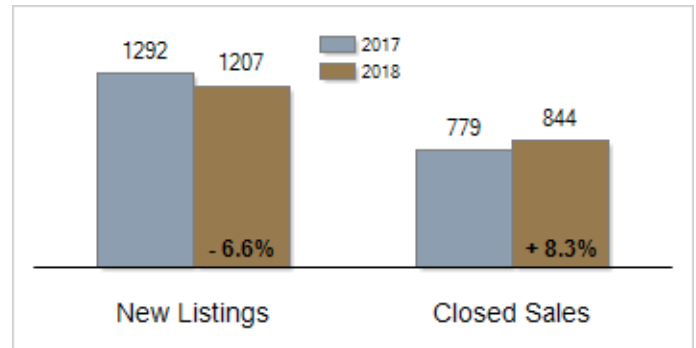
As of Monday, September 10, 2018 10:37:59 AM

Southern Chester Counties	August			Year To Date		
	2017	2018	Change	2017	2018	Change
<b>New Listings</b>	141	131	- 7.1%	1292	1207	- 6.6%
<b>Closed Sales</b>	131	130	- 0.8%	779	844	+ 8.3%
<b>Pending Sales</b>	96	89	- 7.3%	836	884	+ 5.7%
<b>Median Sales Price</b>	\$355,000	\$378,000	+ 6.5%	\$360,000	\$370,000	+ 2.8%
<b>% of Original List Price Received at Sale</b>	94.3%	96.2%	+ 1.9%	93.6%	96.0%	+ 2.4%
<b>Average Days on Market Until Sale</b>	57	52	- 8.8%	68	70	+ 2.9%
<b>Total Residential Listing Inventory (as of 08/31)</b>	582	447	- 23.2%			
<b>Single-Family Detached Inventory (as of 08/31)</b>	474	380	- 19.8%			

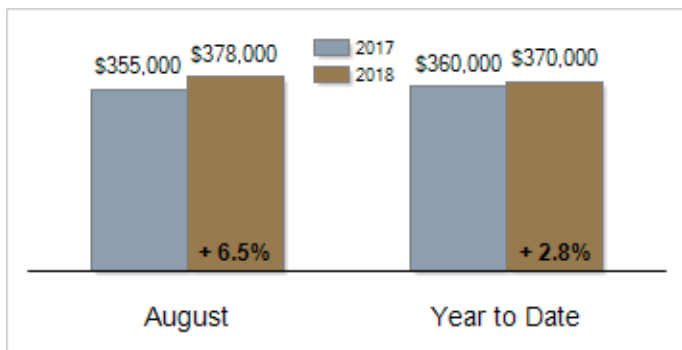
Activity: August



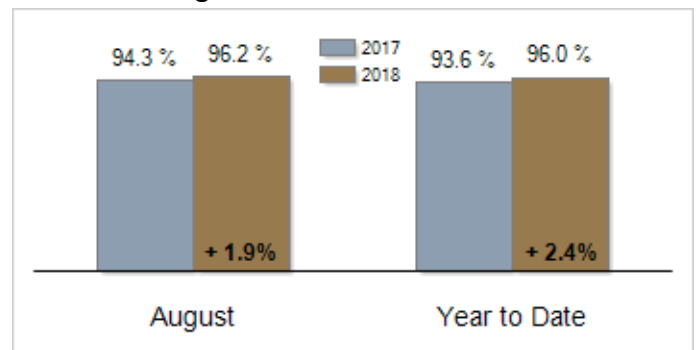
Activity: Year to Date



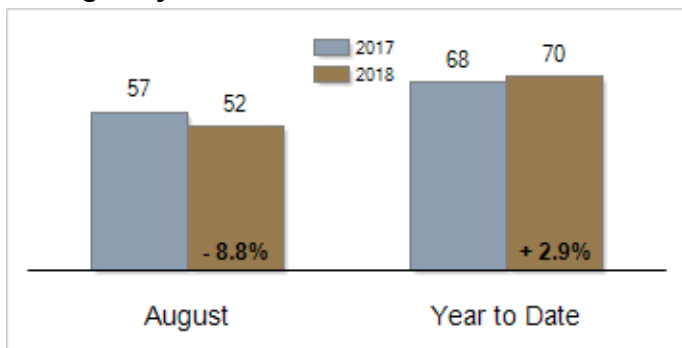
Median Sales Price



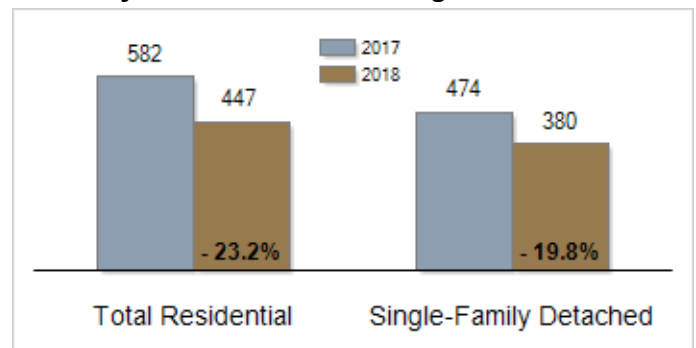
Percent of Original List Price Received at Sale



Average Days on Market Until Sale



Inventory of Homes for Sale: August



All information presented is based on data supplied by TRenD MLS. TRenD MLS does not guarantee nor is it responsible for its accuracy. Data maintained by the MLS may not reflect all real estate activities in the market. Information is deemed reliable but not guaranteed.