

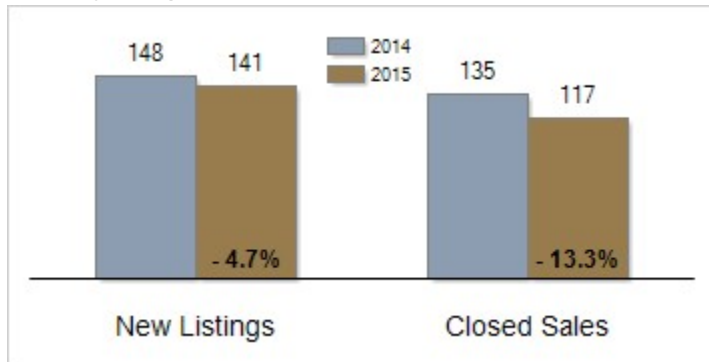


Patterson-Schwartz Real Estate Residential Market Update

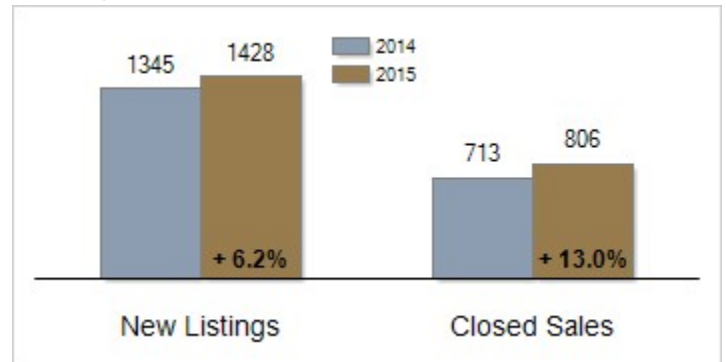
As of Thursday, September 10, 2015 10:35:43 AM

Southern Chester Counties	August			Year To Date		
	2014	2015	Change	2014	2015	Change
New Listings	148	141	- 4.7%	1345	1428	+ 6.2%
Closed Sales	135	117	- 13.3%	713	806	+ 13.0%
Pending Sales	101	93	- 7.9%	771	896	+ 16.2%
Median Sales Price	\$362,000	\$350,000	- 3.3%	\$344,900	\$350,000	+ 1.5%
% of Original List Price Received at Sale	94.4%	96.9%	+ 2.5%	94.6%	95.4%	+ 0.8%
Average Days on Market Until Sale	72	67	- 6.9%	73	77	+ 5.5%
Total Residential Listing Inventory (as of 08/31)	711	651	- 8.4%			
Single-Family Detached Inventory (as of 08/31)	629	559	- 11.1%			

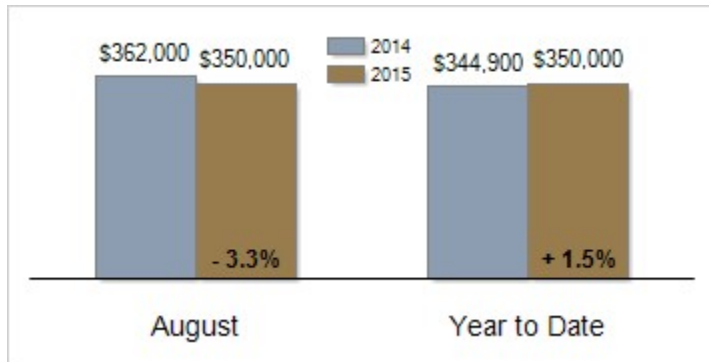
Activity: August



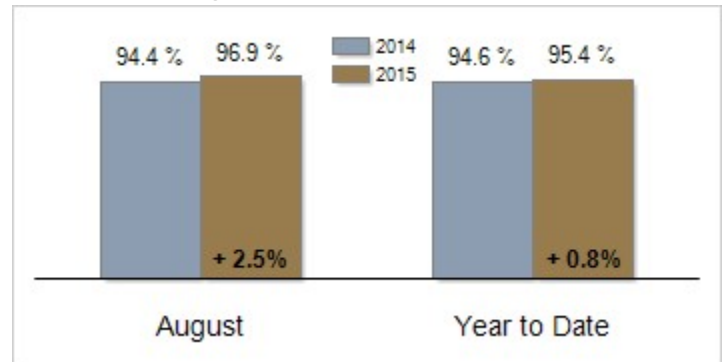
Activity: Year to Date



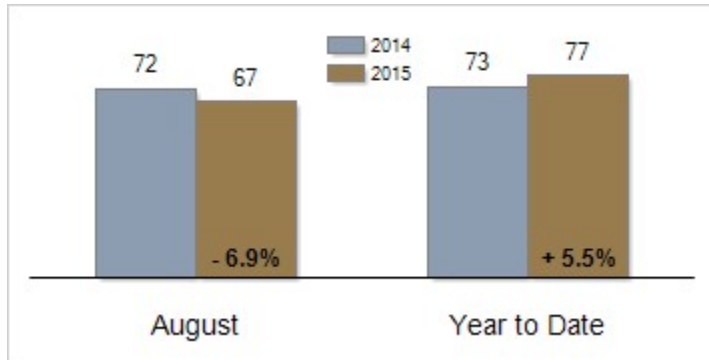
Median Sales Price



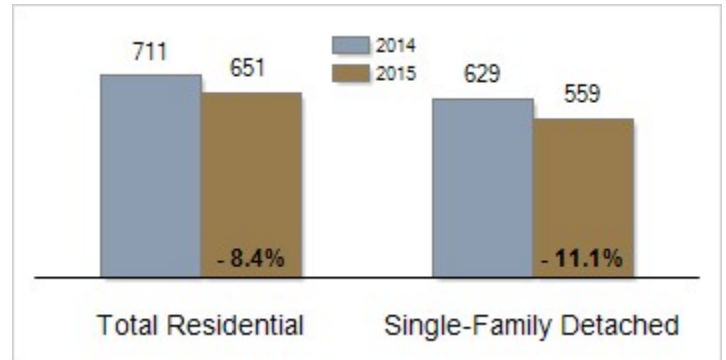
Percent of Original List Price Received at Sale



Average Days on Market Until Sale



Inventory of Homes for Sale: August



All information presented is based on data supplied by TRend MLS. TRend MLS does not guarantee nor is it responsible for its accuracy. Data maintained by the MLS may not reflect all real estate activities in the market. Information is deemed reliable but not guaranteed.