

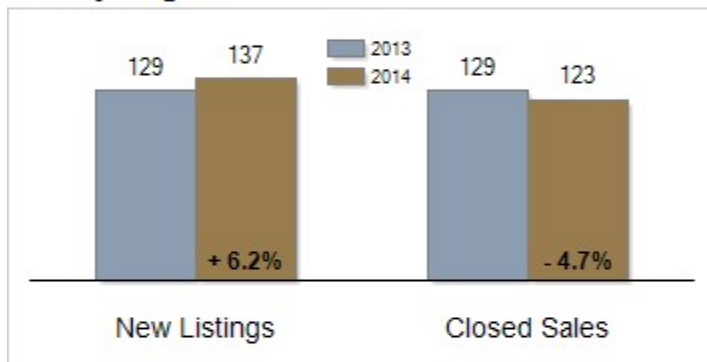


Patterson-Schwartz Real Estate Residential Market Update

As of Thursday, September 04, 2014 12:04:52 PM

Southern Chester Counties	August			Year To Date		
	2013	2014	Change	2013	2014	Change
New Listings	129	137	+ 6.2%	1270	1311	+ 3.2%
Closed Sales	129	123	- 4.7%	689	697	+ 1.2%
Pending Sales	100	89	- 11.0%	749	744	- 0.7%
Median Sales Price	\$326,500	\$360,000	+ 10.3%	\$325,000	\$340,000	+ 4.6%
% of Original List Price Received at Sale	93.6%	93.5%	- 0.1%	93.5%	94.4%	+ 0.9%
Average Days on Market Until Sale	75	73	- 2.7%	100	73	- 27.0%
Total Residential Listing Inventory (as of 08/31)	643	676	+ 5.1%			
Single-Family Detached Inventory (as of 08/31)	569	610	+ 7.2%			

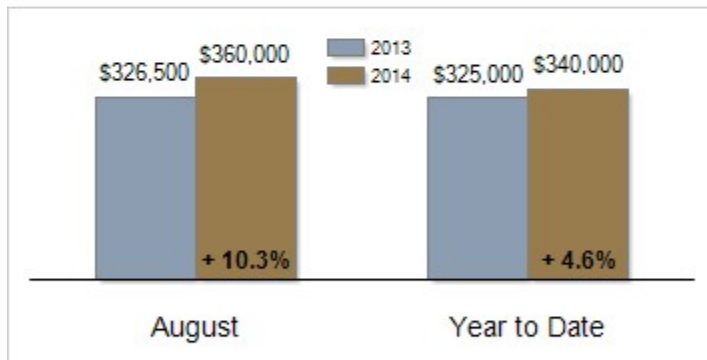
Activity: August



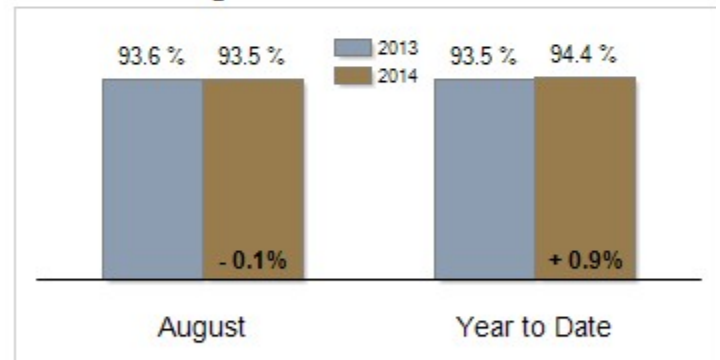
Activity: Year to Date



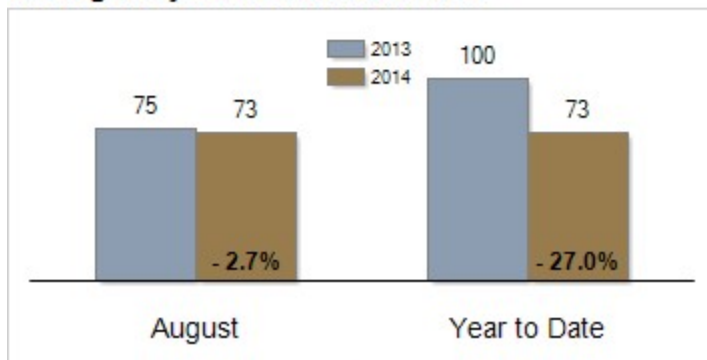
Median Sales Price



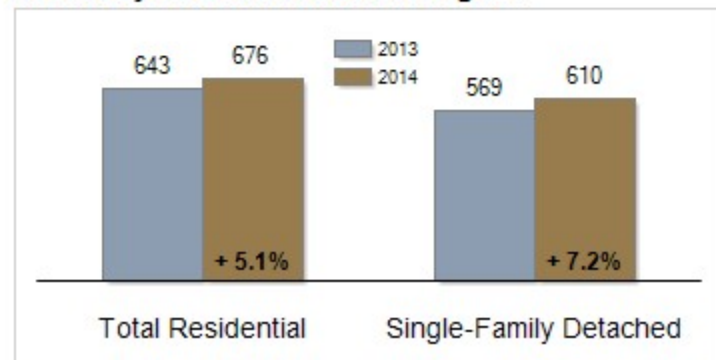
Percent of Original List Price Received at Sale



Average Days on Market Until Sale



Inventory of Homes for Sale: August



All information presented is based on data supplied by TREND MLS. TREND MLS does not guarantee nor is it responsible for its accuracy. Data maintained by the MLS may not reflect all real estate activities in the market. Information is deemed reliable but not guaranteed.