



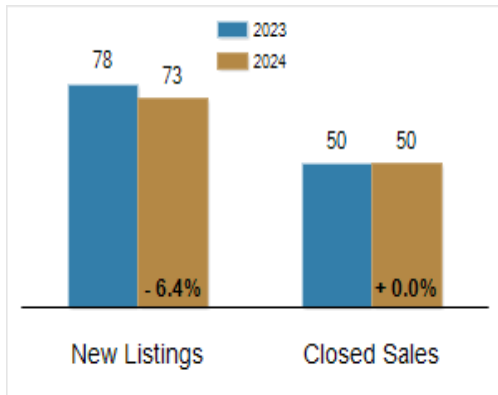
Patterson-Schwartz Real Estate

Residential Market Update

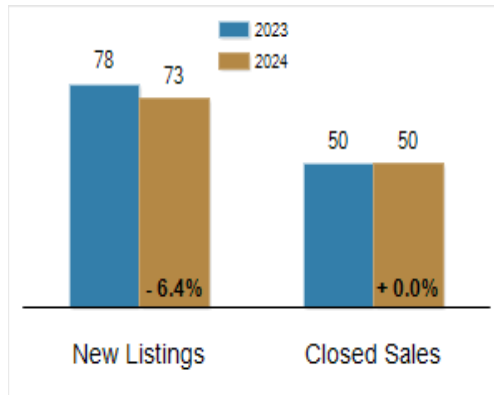
As of Wednesday, February 7, 2024 10:23:34 AM

Southern Chester Counties	January			Year To Date		
	2023	2024	Change	2023	2024	Change
New Listings	78	73	- 6.4%	78	73	- 6.4%
Closed Sales	50	50	+ 0.0%	50	50	+ 0.0%
Pending Sales	68	41	- 39.7%	68	41	- 39.7%
Median Sales Price	\$535,000	\$543,880	+ 1.7%	\$535,000	\$543,880	+ 1.7%
% of Original List Price Received at Sale	99.0%	98.9%	- 0.1%	99.0%	98.9%	- 0.1%
Average Days on Market Until Sale	35	40	+ 14.3%	35	40	+ 14.3%
Total Residential Listing Inventory (as of 01/31)	82	125	+ 52.4%			
Single-Family Detached Inventory (as of 01/31)	65	108	+ 66.2%			

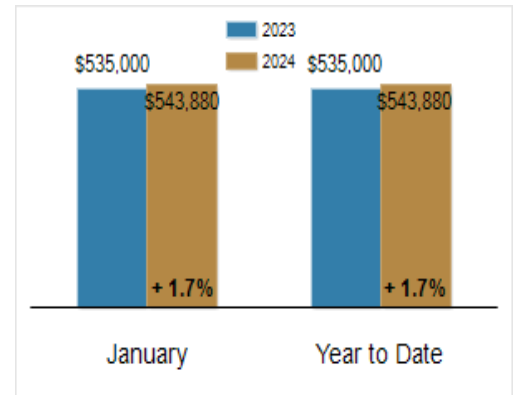
Activity: January



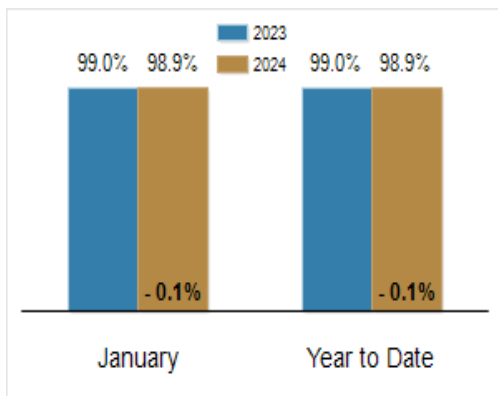
Activity: Year to Date



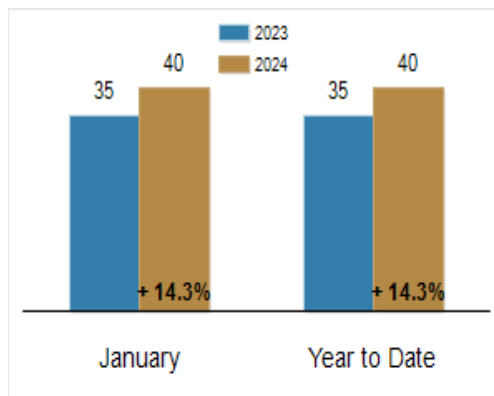
Median Sales Price



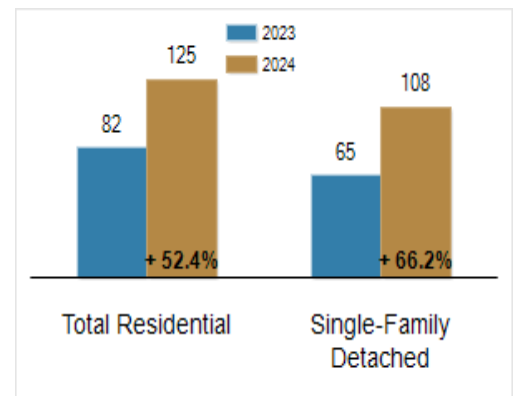
Percent of Original List Price Received at Sale



Average Days on Market Until Sale



Inventory of Homes for Sale: January



All information presented is based on data supplied by BRIGHT MLS. BRIGHT MLS does not guarantee nor is it responsible for its accuracy. Data maintained by the MLS may not reflect all real estate activities in the market. Information is deemed reliable but not guaranteed.