

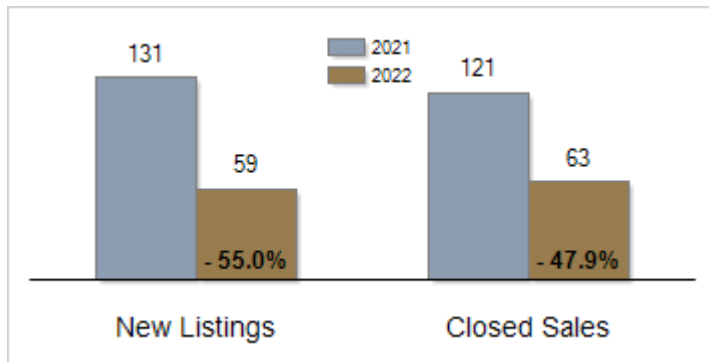


Patterson-Schwartz Real Estate Residential Market Update

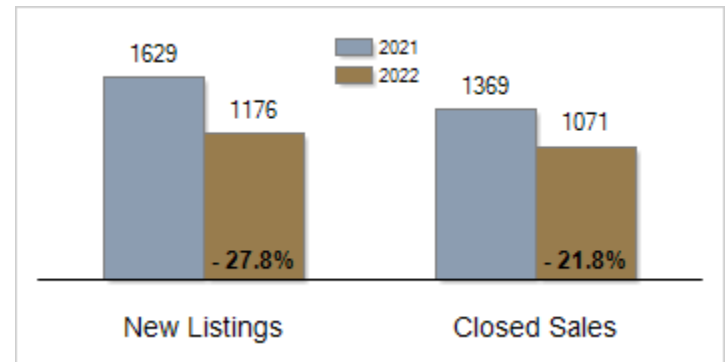
As of Thursday, December 8, 2022 4:43:12 PM

Southern Chester Counties	November			Year To Date		
	2021	2022	Change	2021	2022	Change
New Listings	131	59	- 55.0%	1629	1176	- 27.8%
Closed Sales	121	63	- 47.9%	1369	1071	- 21.8%
Pending Sales	98	51	- 48.0%	1386	993	- 28.4%
Median Sales Price	\$474,000	\$494,755	+ 4.4%	\$460,000	\$515,000	+ 12.0%
% of Original List Price Received at Sale	100.9%	103.5%	+ 2.6%	100.8%	101.4%	+ 0.6%
Average Days on Market Until Sale	22	20	- 9.1%	31	22	- 29.0%
Total Residential Listing Inventory (as of 11/30)	123	141	+ 14.6%			
Single-Family Detached Inventory (as of 11/30)	102	115	+ 12.7%			

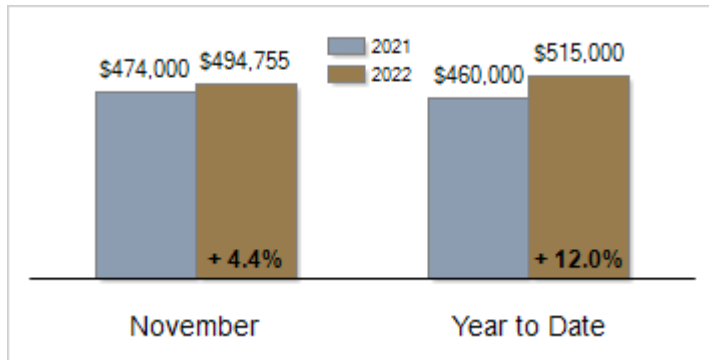
Activity: November



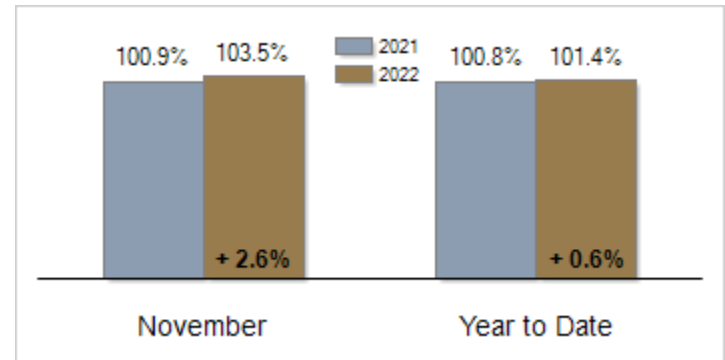
Activity: Year to Date



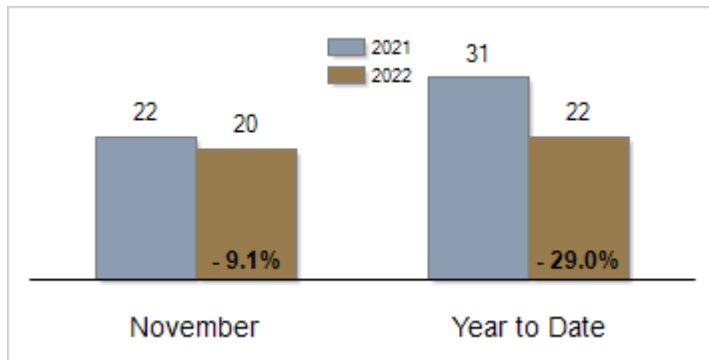
Median Sales Price



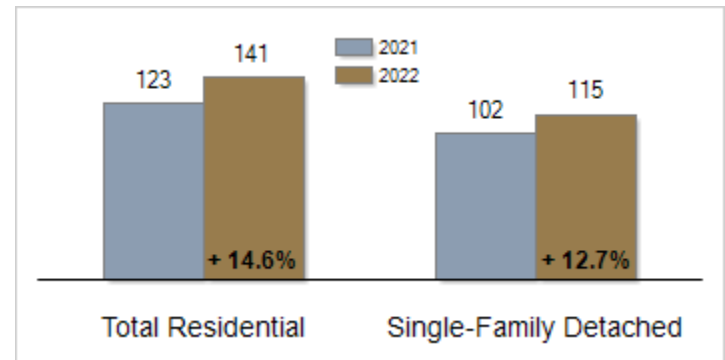
Percent of Original List Price Received at Sale



Average Days on Market Until Sale



Inventory of Homes for Sale: November



All information presented is based on data supplied by BRIGHT MLS. BRIGHT MLS does not guarantee nor is it responsible for its accuracy. Data maintained by the MLS may not reflect all real estate activities in the market. Information is deemed reliable but not guaranteed.