



Patterson-Schwartz Real Estate

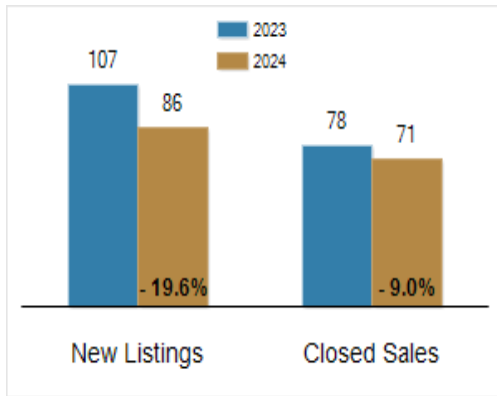
Residential Market Update

As of Monday, April 8, 2024 1:50:19 PM

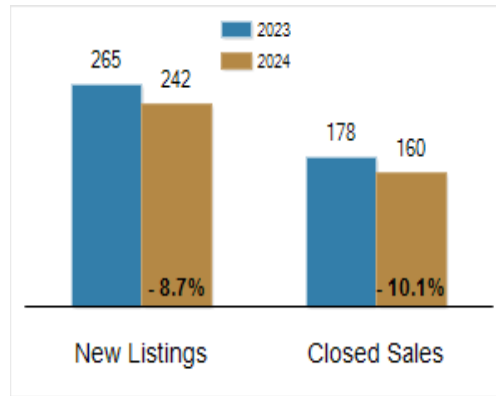
Southern Chester Counties	March			Year To Date		
	2023	2024	Change	2023	2024	Change
New Listings	107	86	- 19.6%	265	242	- 8.7%
Closed Sales	78	71	- 9.0%	178	160	- 10.1%
Pending Sales	84	63	- 25.0%	216	183	- 15.3%
Median Sales Price	\$532,450	\$530,000	- 0.5%	\$504,250	\$548,250	+ 8.7%
% of Original List Price Received at Sale	98.9%	98.0%	- 0.9%	99.1%	99.1%	+ 0.0%
Average Days on Market Until Sale	32	24	- 25.0%	33	34	+ 3.0%

Total Residential Listing Inventory as of April 8, 2024	114
Total Residential Listing Inventory (excluding new construction) as of April 8, 2024	71

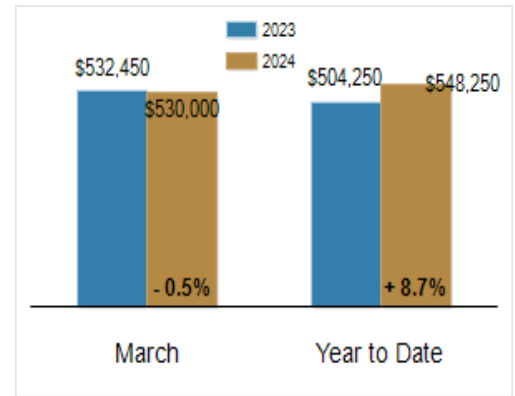
Activity: March



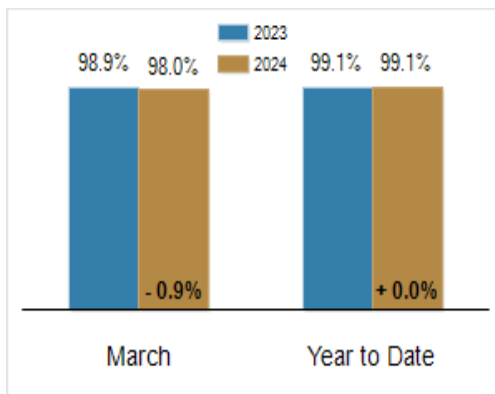
Activity: Year to Date



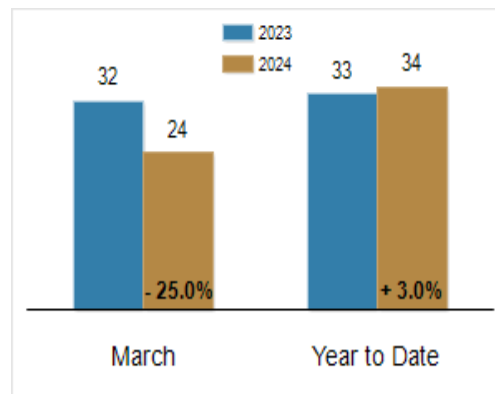
Median Sales Price



Percent of Original List Price Received at Sale



Average Days on Market Until Sale



All information presented is based on data supplied by BRIGHT MLS. BRIGHT MLS does not guarantee nor is it responsible for its accuracy. Data maintained by the MLS may not reflect all real estate activities in the market. Information is deemed reliable but not guaranteed.