



# Patterson-Schwartz Real Estate

## Residential Market Update

As of Monday, April 10, 2023 9:35:46 AM

Southern Chester Counties	March			Year To Date		
	2022	2023	Change	2022	2023	Change
New Listings	127	109	- 14.2%	290	267	- 7.9%
Closed Sales	96	77	- 19.8%	254	175	- 31.1%
Pending Sales	106	61	- 42.5%	285	192	- 32.6%
Median Sales Price	\$462,495	\$530,000	+ 14.6%	\$487,145	\$501,000	+ 2.8%
% of Original List Price Received at Sale	102.2%	98.9%	- 3.3%	100.4%	98.7%	- 1.7%
Average Days on Market Until Sale	24	33	+ 37.5%	32	33	+ 3.1%
Total Residential Listing Inventory (as of 03/31)	79	142	+ 79.7%			
Single-Family Detached Inventory (as of 03/31)	65	116	+ 78.5%			

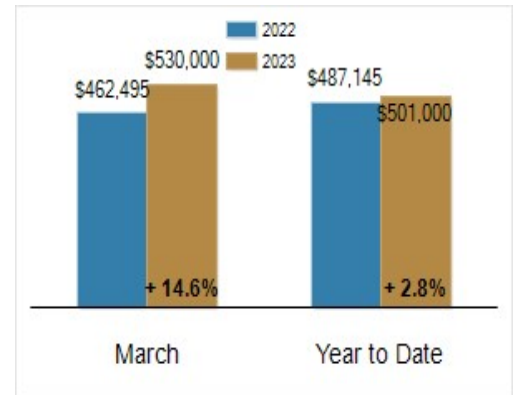
**Activity: March**



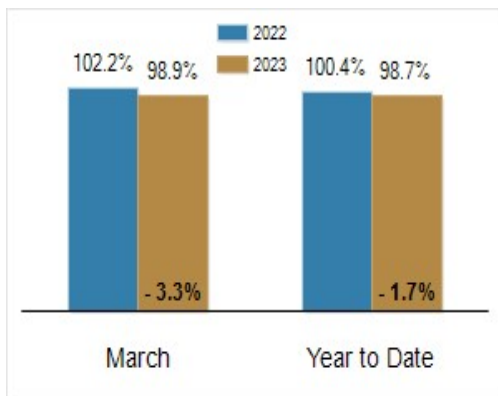
**Activity: Year to Date**



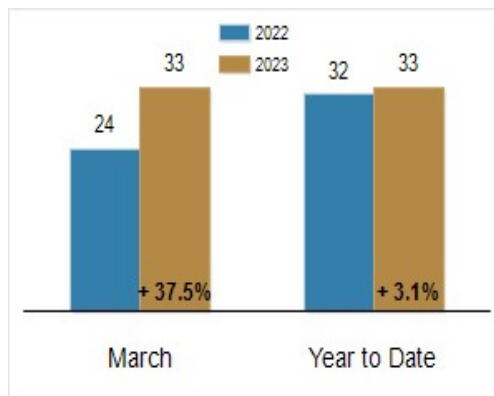
**Median Sales Price**



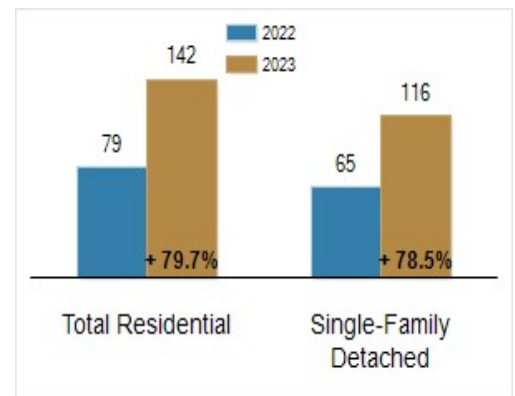
**Percent of Original List Price Received at Sale**



**Average Days on Market Until Sale**



**Inventory of Homes for Sale: March**



All information presented is based on data supplied by BRIGHT MLS. BRIGHT MLS does not guarantee nor is it responsible for its accuracy. Data maintained by the MLS may not reflect all real estate activities in the market. Information is deemed reliable but not guaranteed.