



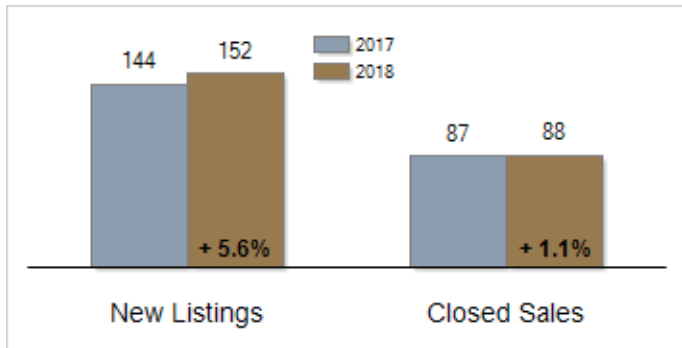
Patterson-Schwartz Real Estate

Residential Market Update

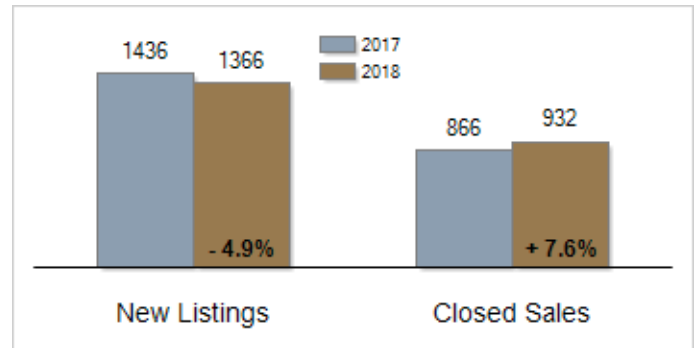
As of Wednesday, October 10, 2018 4:09:19 PM

Southern Chester Counties	September			Year To Date		
	2017	2018	Change	2017	2018	Change
New Listings	144	152	+ 5.6%	1436	1366	- 4.9%
Closed Sales	87	88	+ 1.1%	866	932	+ 7.6%
Pending Sales	98	89	- 9.2%	934	986	+ 5.6%
Median Sales Price	\$379,000	\$350,000	- 7.7%	\$364,500	\$369,117	+ 1.3%
% of Original List Price Received at Sale	95.4%	96.4%	+ 1.0%	93.8%	96.1%	+ 2.3%
Average Days on Market Until Sale	64	58	- 9.4%	67	69	+ 3.0%
Total Residential Listing Inventory (as of 09/30)	579	461	- 20.4%			
Single-Family Detached Inventory (as of 09/30)	469	390	- 16.8%			

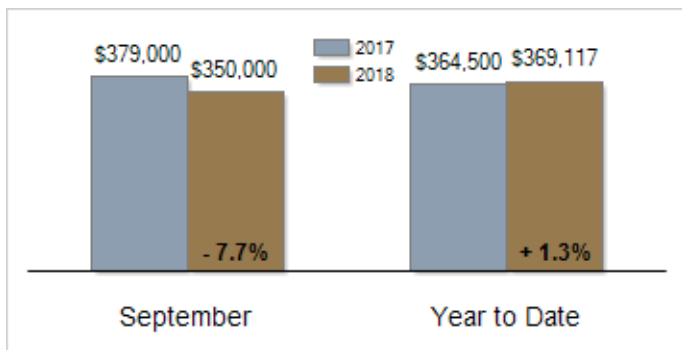
Activity: September



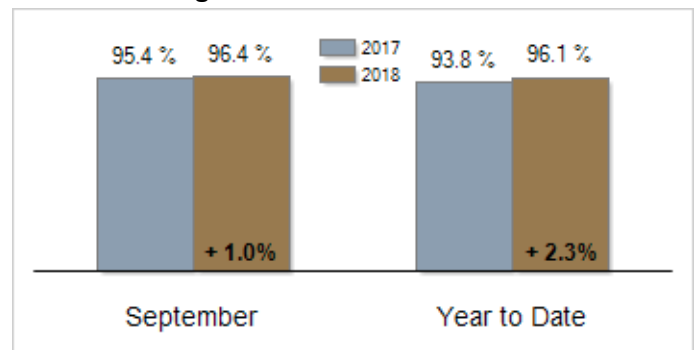
Activity: Year to Date



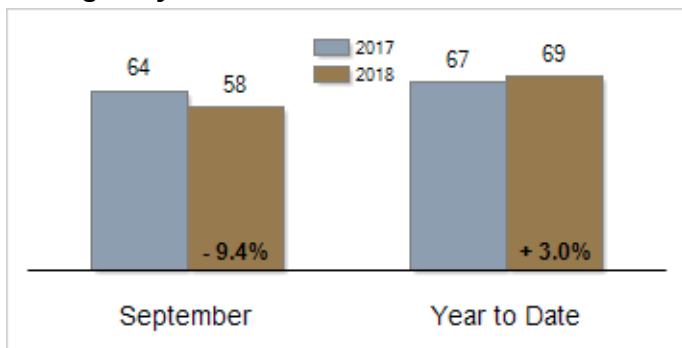
Median Sales Price



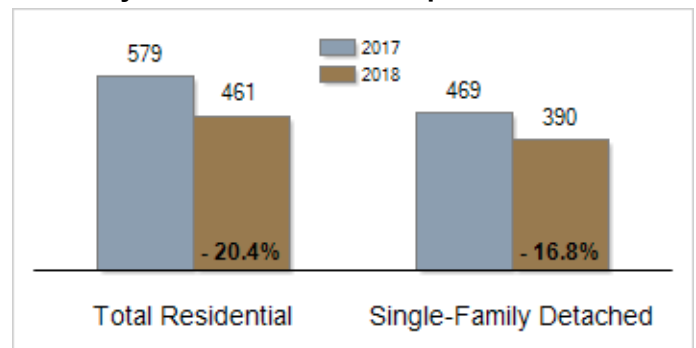
Percent of Original List Price Received at Sale



Average Days on Market Until Sale



Inventory of Homes for Sale: September



All information presented is based on data supplied by TRenD MLS. TRenD MLS does not guarantee nor is it responsible for its accuracy. Data maintained by the MLS may not reflect all real estate activities in the market. Information is deemed reliable but not guaranteed.