



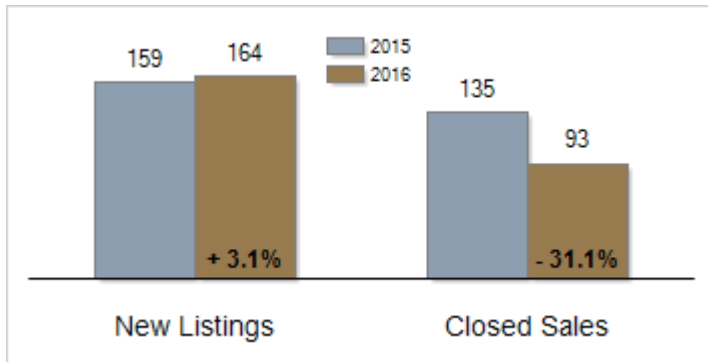
Patterson-Schwartz Real Estate

Residential Market Update

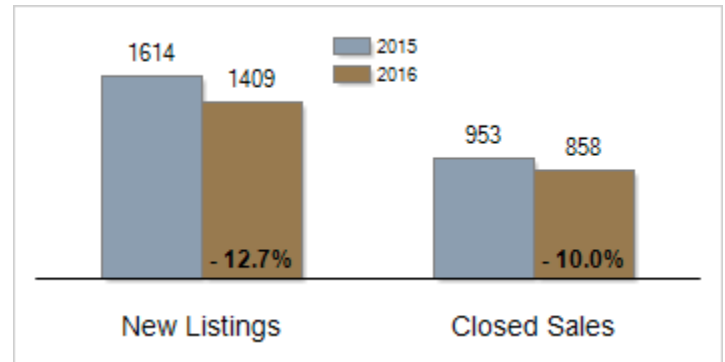
As of Monday, October 10, 2016 11:23:30 AM

Southern Chester Counties	September			Year To Date		
	2015	2016	Change	2015	2016	Change
New Listings	159	164	+ 3.1%	1614	1409	- 12.7%
Closed Sales	135	93	- 31.1%	953	858	- 10.0%
Pending Sales	108	84	- 22.2%	1031	916	- 11.2%
Median Sales Price	\$365,000	\$325,000	- 11.0%	\$352,000	\$340,000	- 3.4%
% of Original List Price Received at Sale	95.2%	93.5%	- 1.7%	95.4%	94.1%	- 1.3%
Average Days on Market Until Sale	69	65	- 5.8%	75	74	- 1.3%
Total Residential Listing Inventory (as of 09/30)	664	593	- 10.7%			
Single-Family Detached Inventory (as of 09/30)	582	506	- 13.1%			

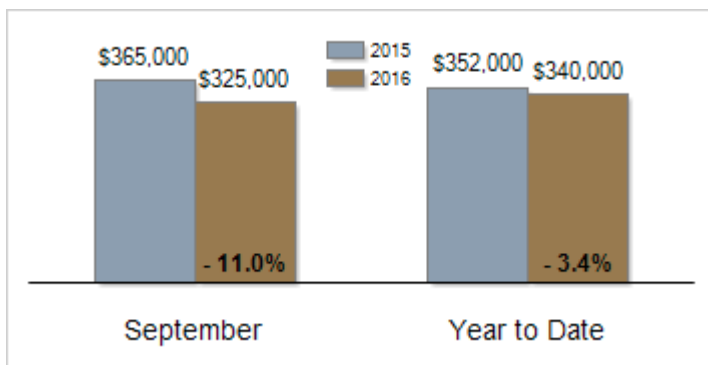
Activity: September



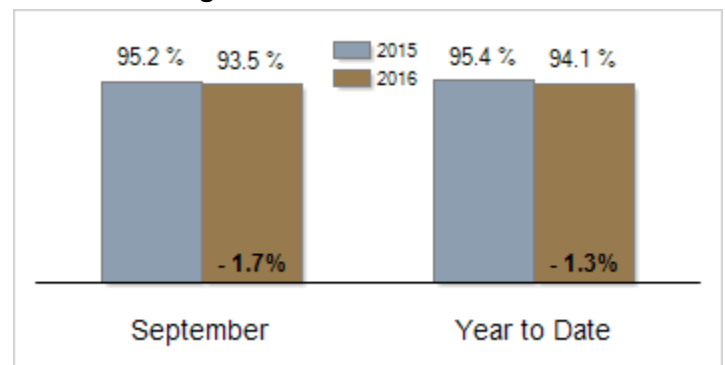
Activity: Year to Date



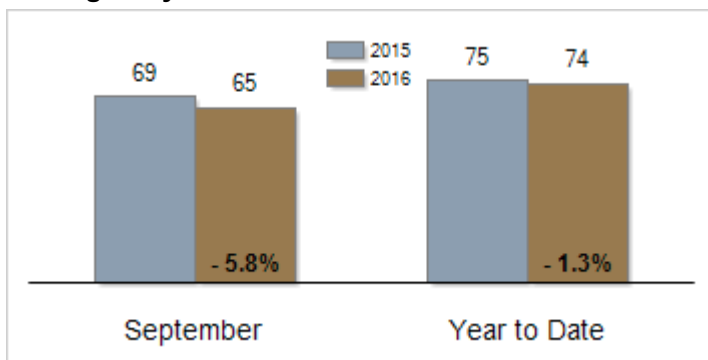
Median Sales Price



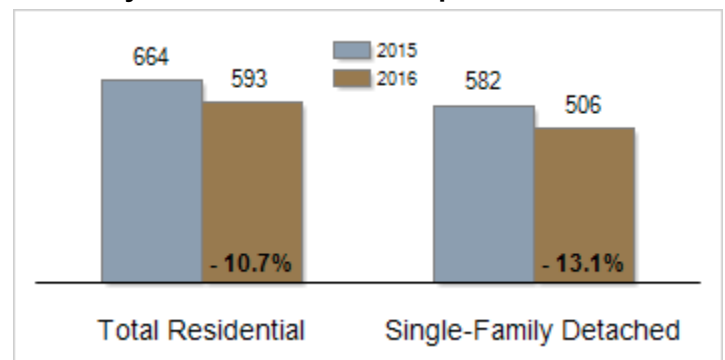
Percent of Original List Price Received at Sale



Average Days on Market Until Sale



Inventory of Homes for Sale: September



All information presented is based on data supplied by TReND MLS. TReND MLS does not guarantee nor is it responsible for its accuracy. Data maintained by the MLS may not reflect all real estate activities in the market. Information is deemed reliable but not guaranteed.