



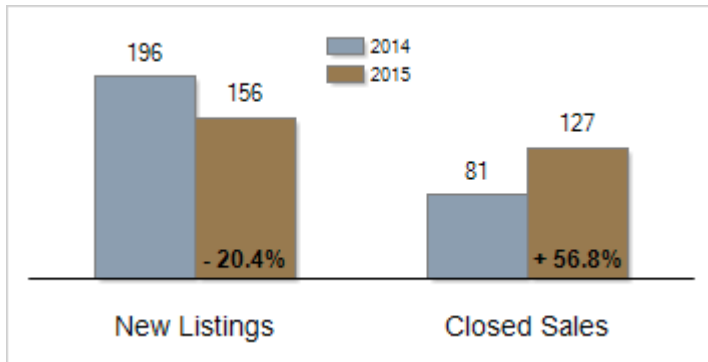
Patterson-Schwartz Real Estate

Residential Market Update

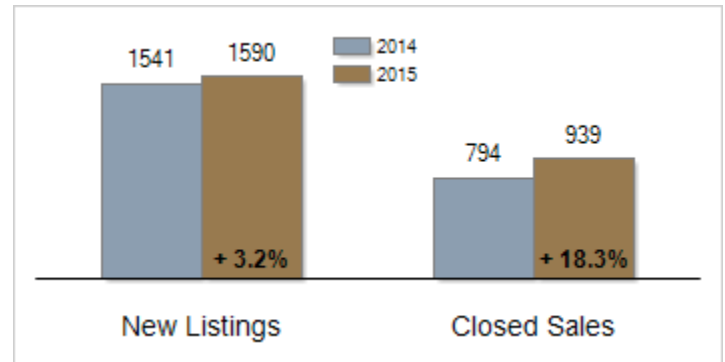
As of Friday, October 09, 2015 3:07:03 PM

Southern Chester Counties	September			Year To Date		
	2014	2015	Change	2014	2015	Change
New Listings	196	156	- 20.4%	1541	1590	+ 3.2%
Closed Sales	81	127	+ 56.8%	794	939	+ 18.3%
Pending Sales	77	84	+ 9.1%	846	995	+ 17.6%
Median Sales Price	\$325,000	\$370,000	+ 13.8%	\$340,000	\$352,000	+ 3.5%
% of Original List Price Received at Sale	94.6%	95.1%	+ 0.5%	94.6%	95.3%	+ 0.7%
Average Days on Market Until Sale	76	70	- 7.9%	73	76	+ 4.1%
Total Residential Listing Inventory (as of 09/30)	745	647	- 13.2%			
Single-Family Detached Inventory (as of 09/30)	646	563	- 12.8%			

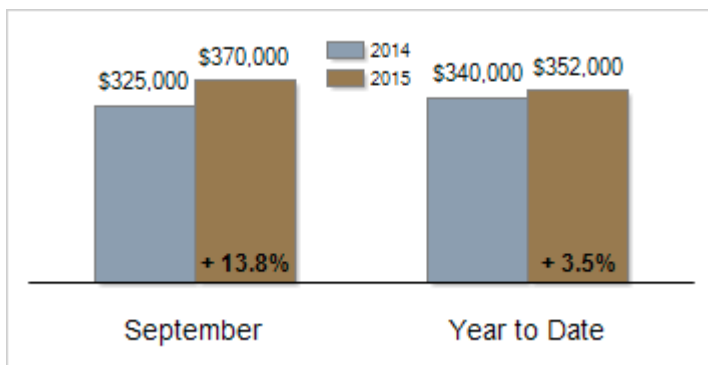
Activity: September



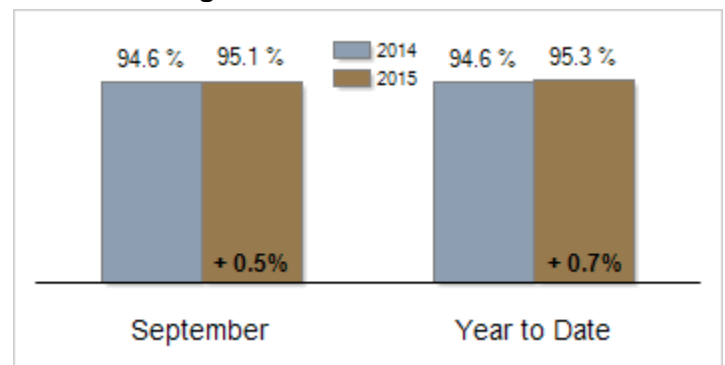
Activity: Year to Date



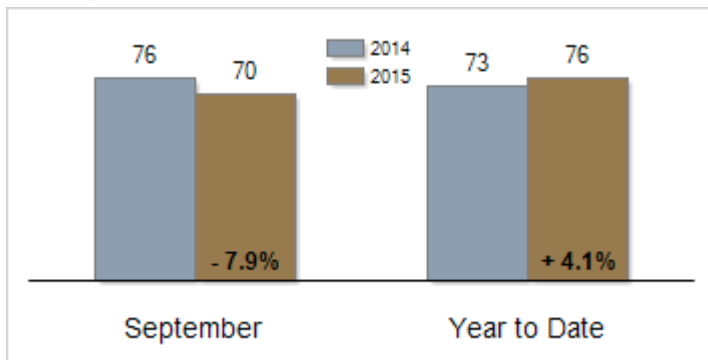
Median Sales Price



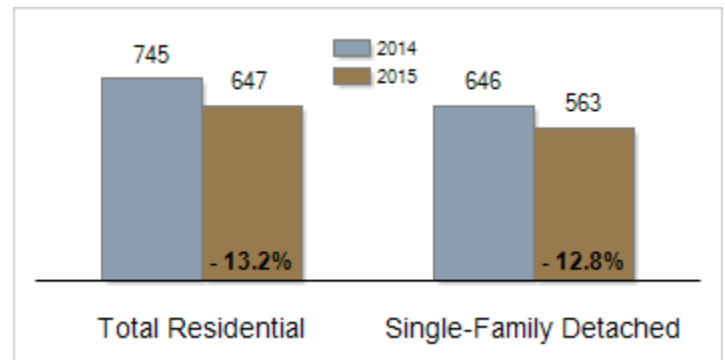
Percent of Original List Price Received at Sale



Average Days on Market Until Sale



Inventory of Homes for Sale: September



All information presented is based on data supplied by TReND MLS. TReND MLS does not guarantee nor is it responsible for its accuracy. Data maintained by the MLS may not reflect all real estate activities in the market. Information is deemed reliable but not guaranteed.