

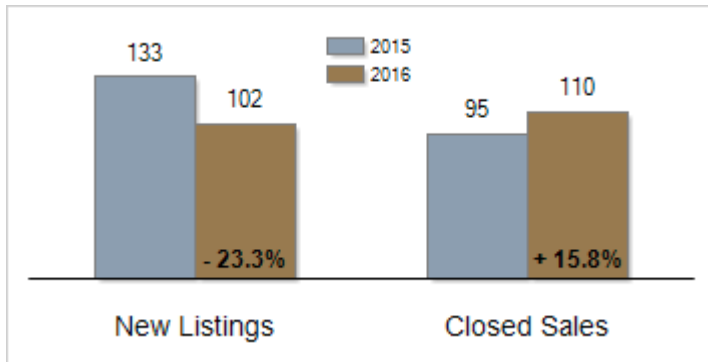


Patterson-Schwartz Real Estate Residential Market Update

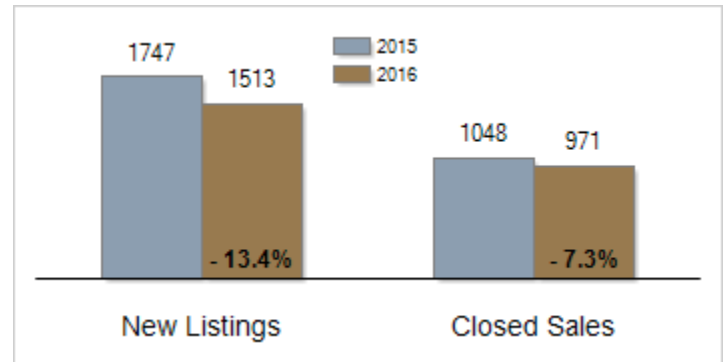
As of Wednesday, November 09, 2016 12:56:25 PM

Southern Chester Counties	October			Year To Date		
	2015	2016	Change	2015	2016	Change
New Listings	133	102	- 23.3%	1747	1513	- 13.4%
Closed Sales	95	110	+ 15.8%	1048	971	- 7.3%
Pending Sales	89	79	- 11.2%	1119	1012	- 9.6%
Median Sales Price	\$325,000	\$337,450	+ 3.8%	\$350,000	\$340,000	- 2.9%
% of Original List Price Received at Sale	96.1%	92.4%	- 3.7%	95.4%	93.9%	- 1.5%
Average Days on Market Until Sale	87	82	- 5.7%	76	75	- 1.3%
Total Residential Listing Inventory (as of 10/31)	647	532	- 17.8%			
Single-Family Detached Inventory (as of 10/31)	568	449	- 21.0%			

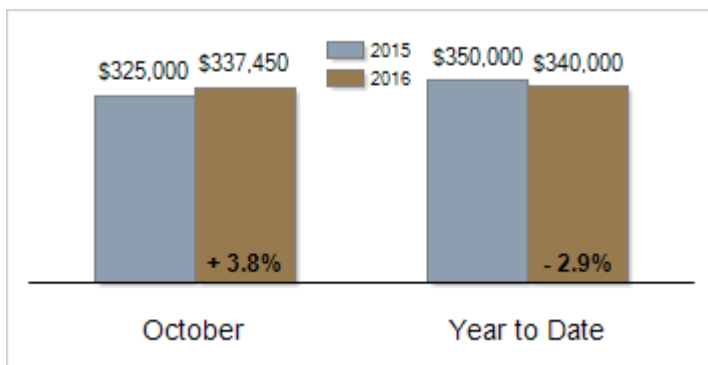
Activity: October



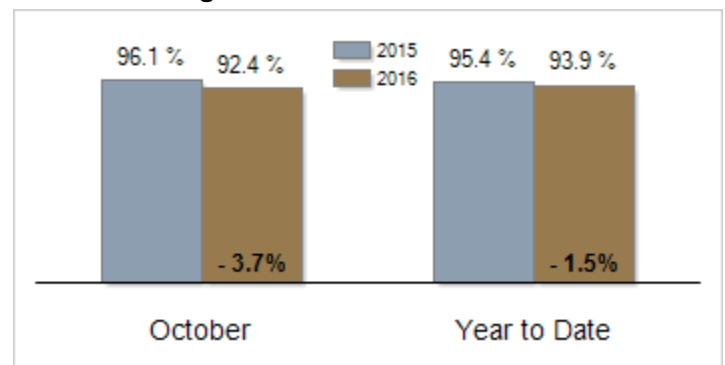
Activity: Year to Date



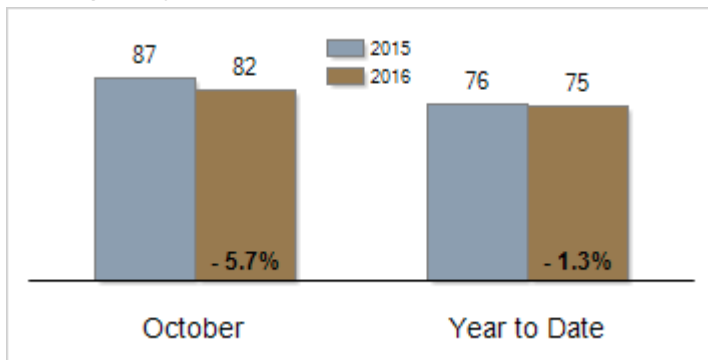
Median Sales Price



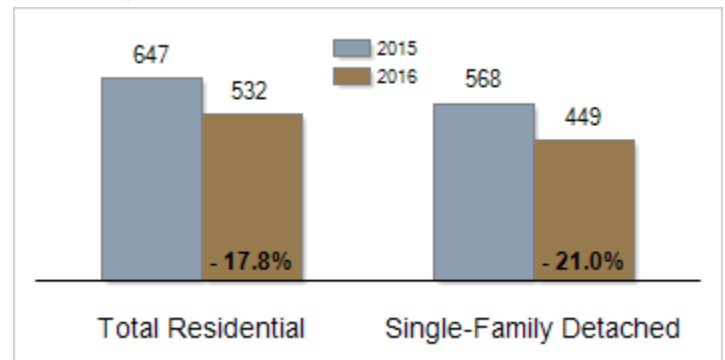
Percent of Original List Price Received at Sale



Average Days on Market Until Sale



Inventory of Homes for Sale: October



All information presented is based on data supplied by TReND MLS. TReND MLS does not guarantee nor is it responsible for its accuracy. Data maintained by the MLS may not reflect all real estate activities in the market. Information is deemed reliable but not guaranteed.