

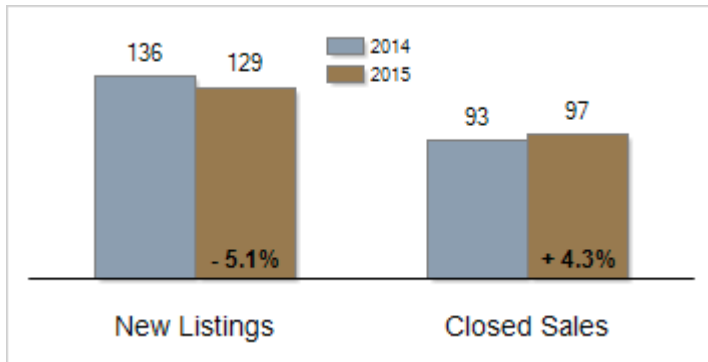


Patterson-Schwartz Real Estate Residential Market Update

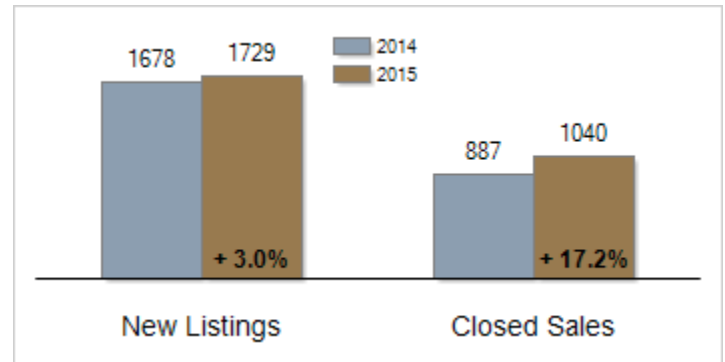
As of Monday, November 09, 2015 12:07:52 PM

Southern Chester Counties	October			Year To Date		
	2014	2015	Change	2014	2015	Change
New Listings	136	129	- 5.1%	1678	1729	+ 3.0%
Closed Sales	93	97	+ 4.3%	887	1040	+ 17.2%
Pending Sales	93	75	- 19.4%	936	1099	+ 17.4%
Median Sales Price	\$325,000	\$325,000	+ 0.0%	\$340,000	\$350,000	+ 2.9%
% of Original List Price Received at Sale	94.0%	96.4%	+ 2.4%	94.5%	95.5%	+ 1.0%
Average Days on Market Until Sale	69	83	+ 20.3%	73	76	+ 4.1%
Total Residential Listing Inventory (as of 10/31)	719	620	- 13.8%			
Single-Family Detached Inventory (as of 10/31)	621	540	- 13.0%			

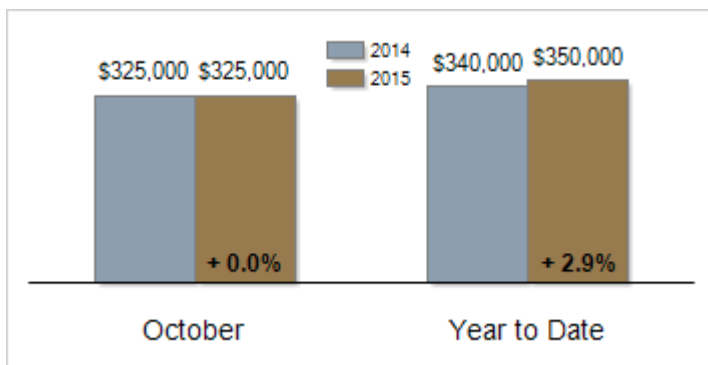
Activity: October



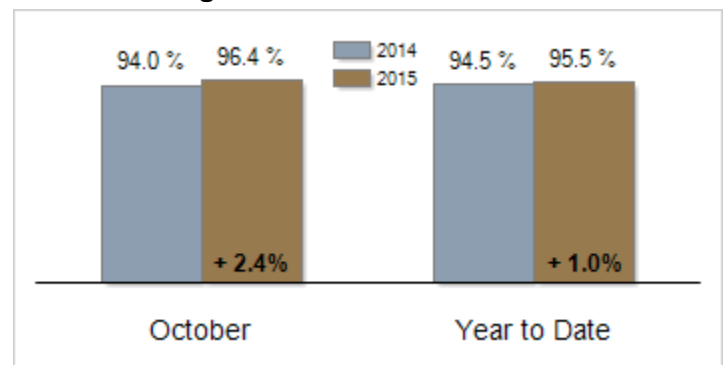
Activity: Year to Date



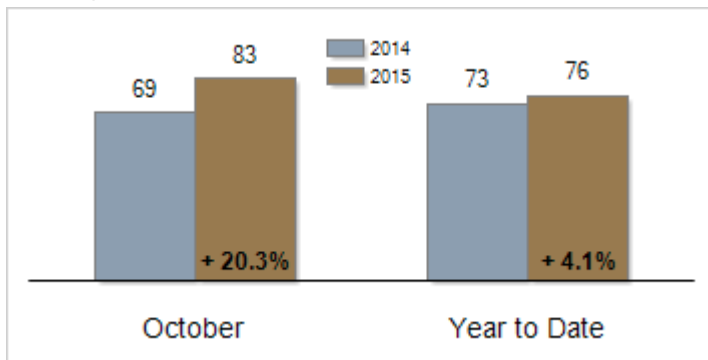
Median Sales Price



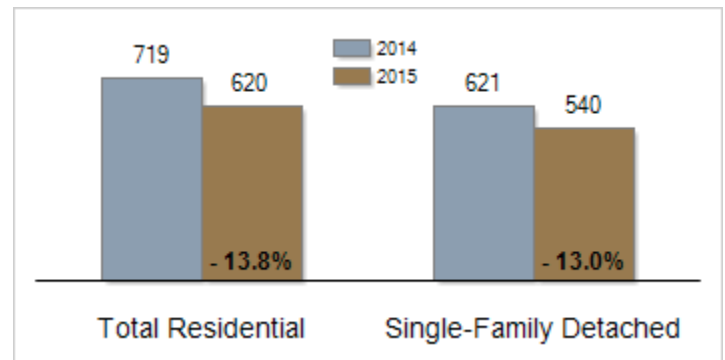
Percent of Original List Price Received at Sale



Average Days on Market Until Sale



Inventory of Homes for Sale: October



All information presented is based on data supplied by TReND MLS. TReND MLS does not guarantee nor is it responsible for its accuracy. Data maintained by the MLS may not reflect all real estate activities in the market. Information is deemed reliable but not guaranteed.