

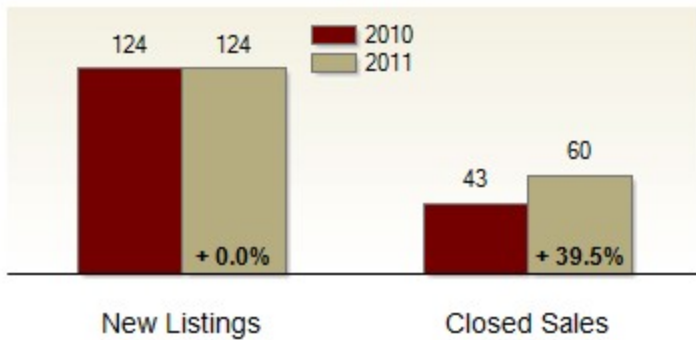
Southern Chester County

October

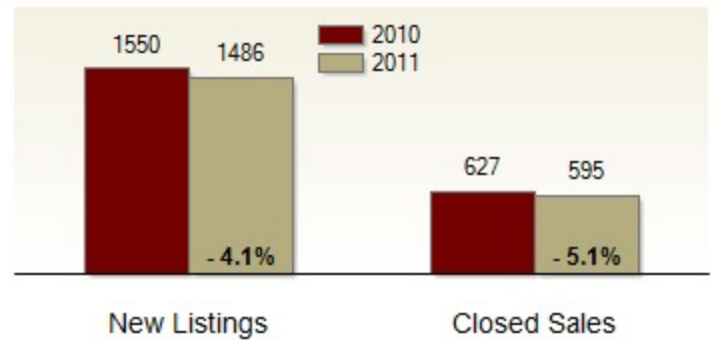
Year To Date

	2010	2011	Change	2010	2011	Change
New Listings	124	124	+ 0.0%	1550	1486	- 4.1%
Closed Sales	43	60	+ 39.5%	627	595	- 5.1%
Pending Sales	78	48	- 38.5%	681	613	- 10.0%
Median Sales Price	\$336,000	\$292,000	- 13.1%	\$335,000	\$315,000	- 6.0%
% of Original List Price Received at Sale	94.3%	88.5%	- 5.8%	91.5%	89.0%	- 2.5%
Average Days on Market Until Sale	106	109	+ 2.8%	101	113	+ 11.9%
Total Residential Listing Inventory (as of 10/31)	887	822	- 7.3%			
Single-Family Detached Inventory (as of 10/31)	792	722	- 8.8%			

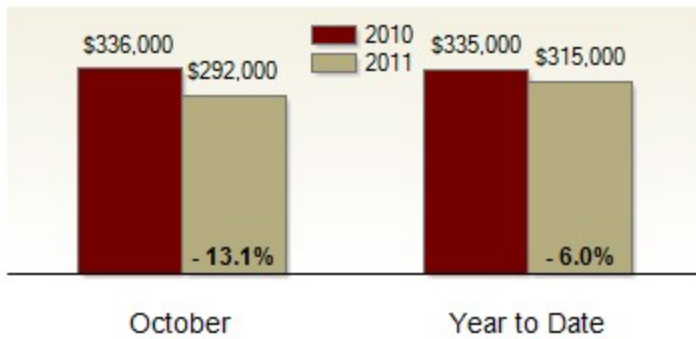
Activity: October



Activity: Year to Date



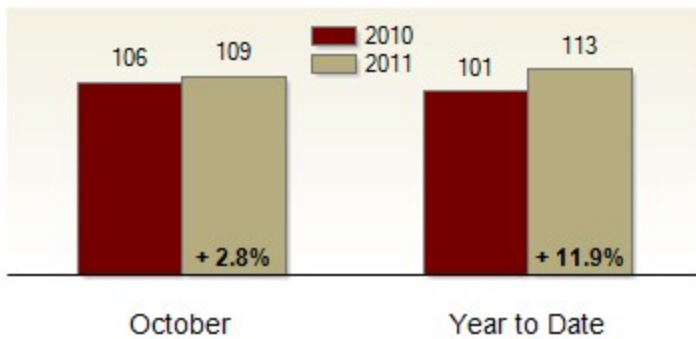
Median Sales Price



Percent of Original List Price Received at Sale



Average Days on Market Until Sale



Inventory of Homes for Sale: October

