

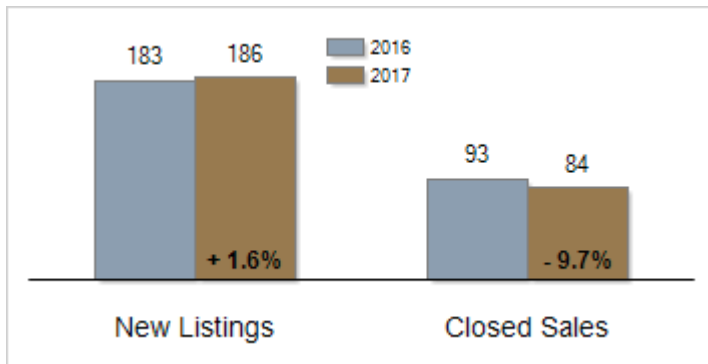


Patterson-Schwartz Real Estate Residential Market Update

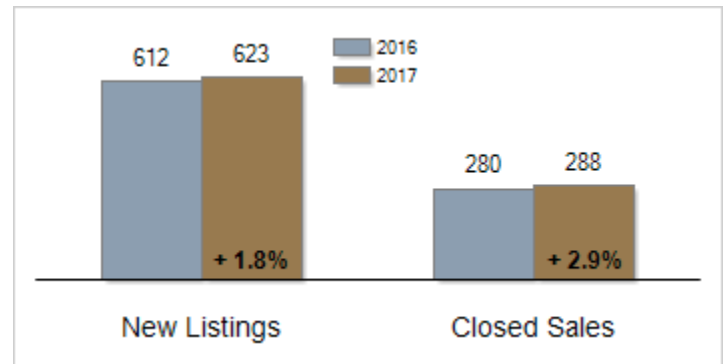
As of Wednesday, May 10, 2017 4:36:27 PM

Southern Chester Counties	April			Year To Date		
	2016	2017	Change	2016	2017	Change
New Listings	183	186	+ 1.6%	612	623	+ 1.8%
Closed Sales	93	84	- 9.7%	280	288	+ 2.9%
Pending Sales	134	103	- 23.1%	384	391	+ 1.8%
Median Sales Price	\$322,500	\$381,200	+ 18.2%	\$322,000	\$349,900	+ 8.7%
% of Original List Price Received at Sale	94.0%	90.2%	- 3.8%	92.5%	91.8%	- 0.7%
Average Days on Market Until Sale	92	88	- 4.3%	92	85	- 7.6%
Total Residential Listing Inventory (as of 04/30)	611	512	- 16.2%			
Single-Family Detached Inventory (as of 04/30)	524	421	- 19.7%			

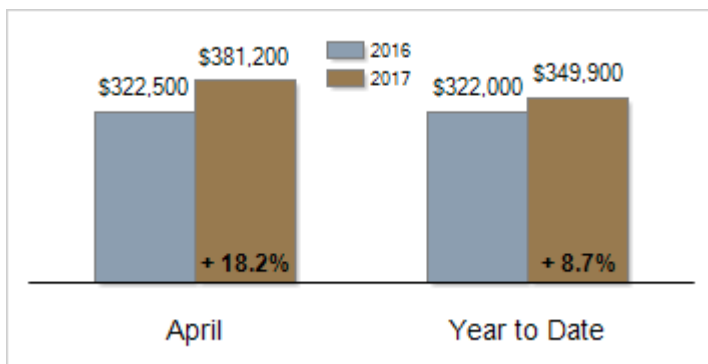
Activity: April



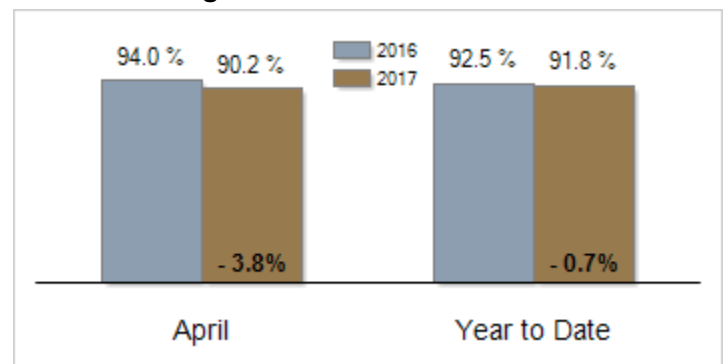
Activity: Year to Date



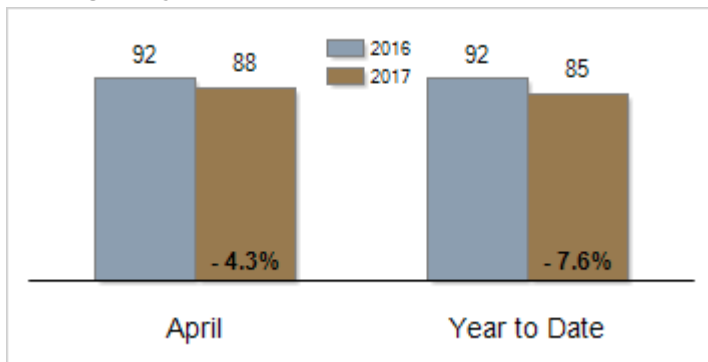
Median Sales Price



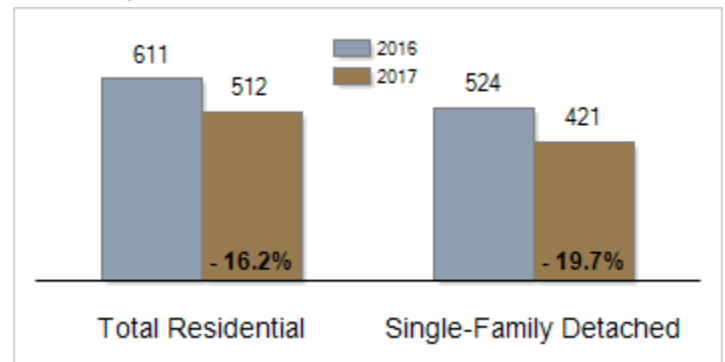
Percent of Original List Price Received at Sale



Average Days on Market Until Sale



Inventory of Homes for Sale: April



All information presented is based on data supplied by TRend MLS. TRend MLS does not guarantee nor is it responsible for its accuracy. Data maintained by the MLS may not reflect all real estate activities in the market. Information is deemed reliable but not guaranteed.