

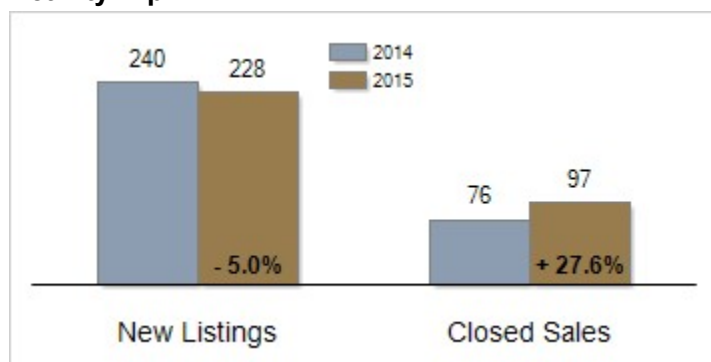


Patterson-Schwartz Real Estate Residential Market Update

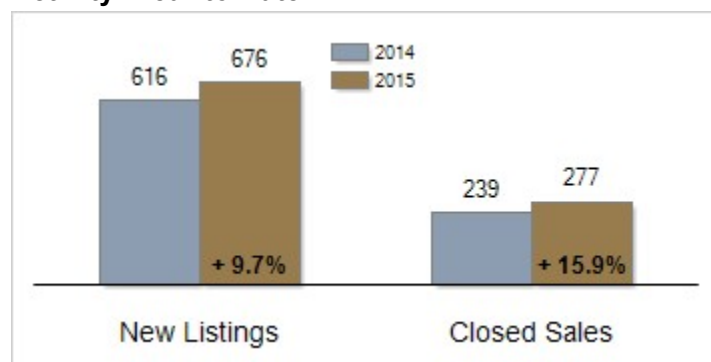
As of Thursday, May 07, 2015 1:37:43 PM

Southern Chester Counties	April			Year To Date		
	2014	2015	Change	2014	2015	Change
New Listings	240	228	- 5.0%	616	676	+ 9.7%
Closed Sales	76	97	+ 27.6%	239	277	+ 15.9%
Pending Sales	105	136	+ 29.5%	350	415	+ 18.6%
Median Sales Price	\$330,250	\$340,000	+ 3.0%	\$320,000	\$325,000	+ 1.6%
% of Original List Price Received at Sale	95.0%	95.8%	+ 0.8%	92.5%	94.8%	+ 2.3%
Average Days on Market Until Sale	86	82	- 4.7%	92	92	+ 0.0%
Total Residential Listing Inventory (as of 04/30)	662	637	- 3.8%			
Single-Family Detached Inventory (as of 04/30)	587	558	- 4.9%			

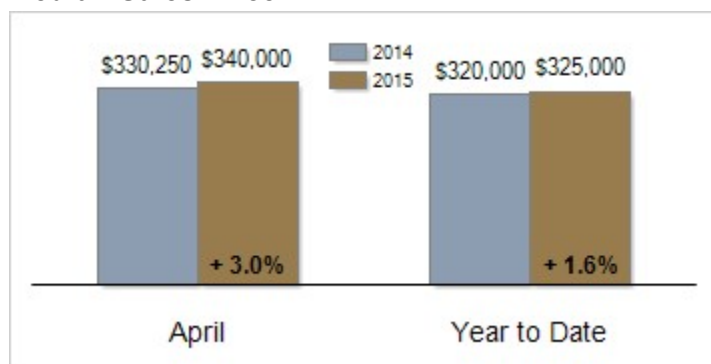
Activity: April



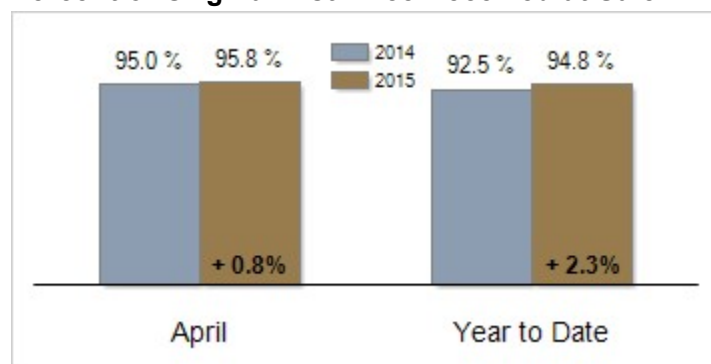
Activity: Year to Date



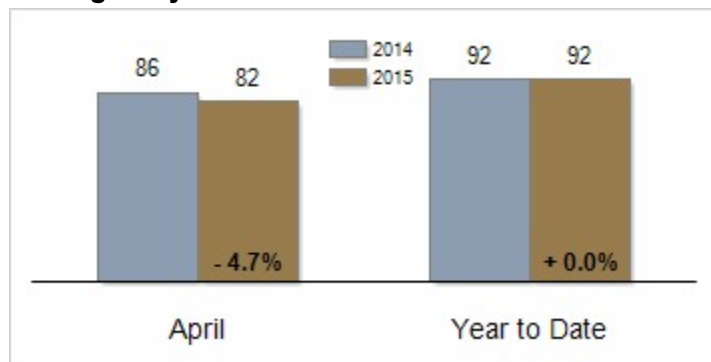
Median Sales Price



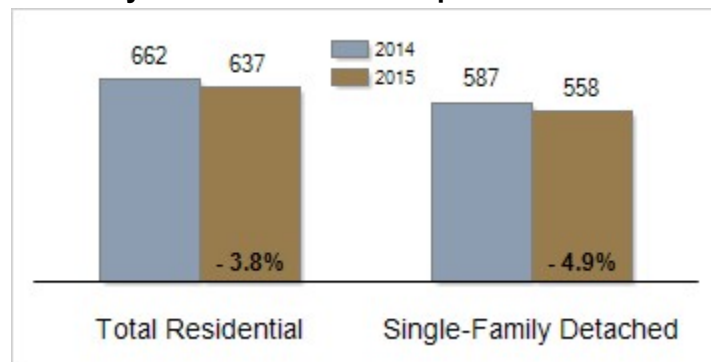
Percent of Original List Price Received at Sale



Average Days on Market Until Sale



Inventory of Homes for Sale: April



All information presented is based on data supplied by TRéND MLS. TRéND MLS does not guarantee nor is it responsible for its accuracy. Data maintained by the MLS may not reflect all real estate activities in the market. Information is deemed reliable but not guaranteed.