



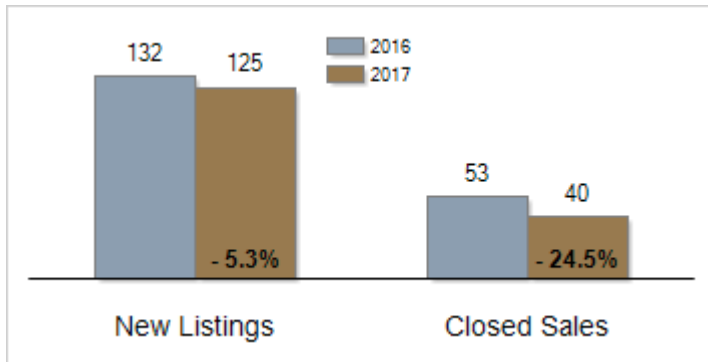
Patterson-Schwartz Real Estate

Residential Market Update

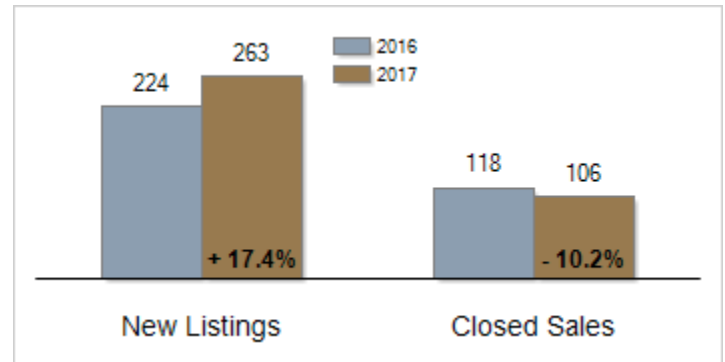
As of Friday, March 10, 2017 10:11:39 AM

Southern Chester Counties	February			Year To Date		
	2016	2017	Change	2016	2017	Change
New Listings	132	125	- 5.3%	224	263	+ 17.4%
Closed Sales	53	40	- 24.5%	118	106	- 10.2%
Pending Sales	80	76	- 5.0%	131	156	+ 19.1%
Median Sales Price	\$320,000	\$304,250	- 4.9%	\$328,362	\$324,604	- 1.1%
% of Original List Price Received at Sale	93.1%	93.7%	+ 0.6%	90.6%	90.8%	+ 0.2%
Average Days on Market Until Sale	96	51	- 46.9%	103	82	- 20.4%
Total Residential Listing Inventory (as of 02/28)	558	435	- 22.0%			
Single-Family Detached Inventory (as of 02/28)	465	359	- 22.8%			

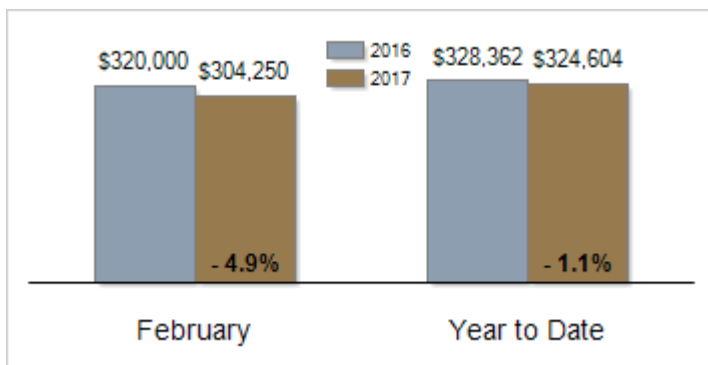
Activity: February



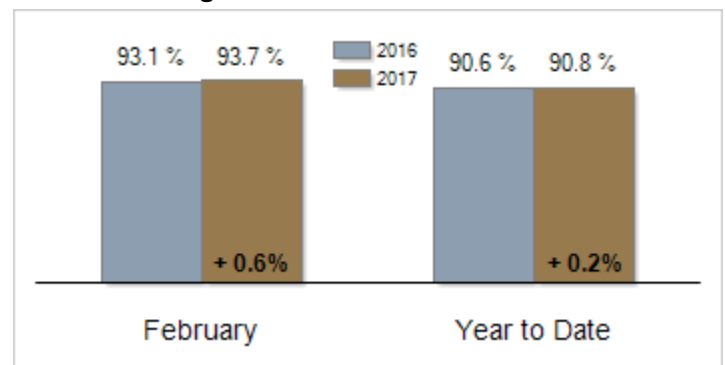
Activity: Year to Date



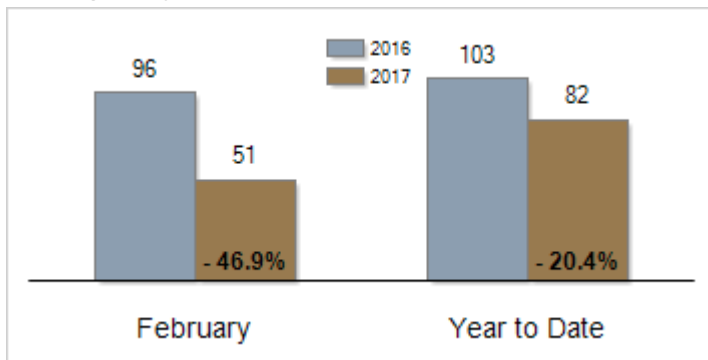
Median Sales Price



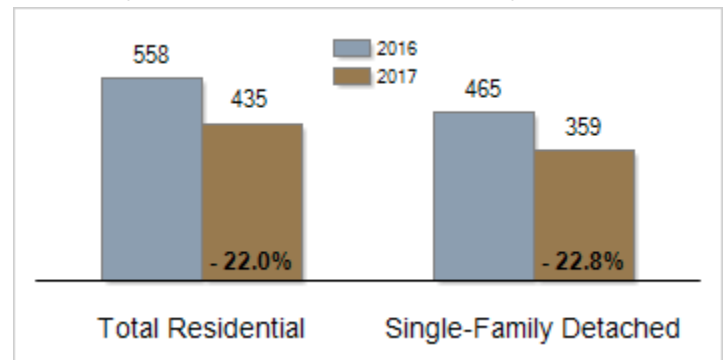
Percent of Original List Price Received at Sale



Average Days on Market Until Sale



Inventory of Homes for Sale: February



All information presented is based on data supplied by TReND MLS. TReND MLS does not guarantee nor is it responsible for its accuracy. Data maintained by the MLS may not reflect all real estate activities in the market. Information is deemed reliable but not guaranteed.