



# Patterson-Schwartz Real Estate Residential Market Update

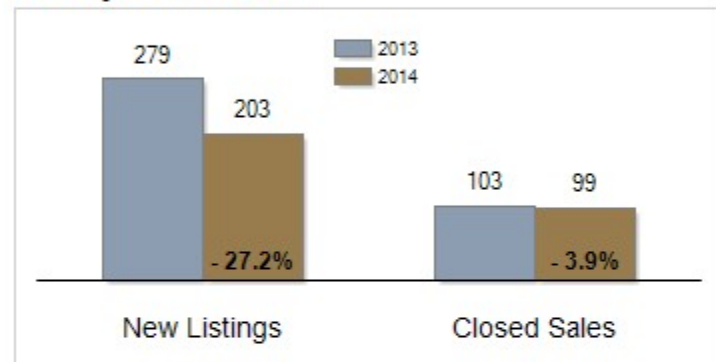
As of Monday, March 10, 2014 10:04:07 AM

Southern Chester Counties	February			Year To Date		
	2013	2014	Change	2013	2014	Change
New Listings	150	103	- 31.3%	279	203	- 27.2%
Closed Sales	46	48	+ 4.3%	103	99	- 3.9%
Pending Sales	88	66	- 25.0%	157	129	- 17.8%
Median Sales Price	\$328,500	\$266,500	- 18.9%	\$303,000	\$287,000	- 5.3%
% of Original List Price Received at Sale	91.2%	91.3%	+ 0.1%	90.5%	93.1%	+ 2.6%
Average Days on Market Until Sale	123	99	- 19.5%	121	85	- 29.8%
Total Residential Listing Inventory (as of 02/28)	634	532	- 16.1%			
Single-Family Detached Inventory (as of 02/28)	548	473	- 13.7%			

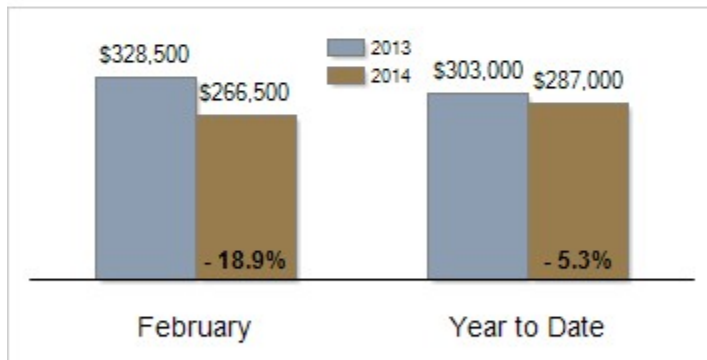
## Activity: February



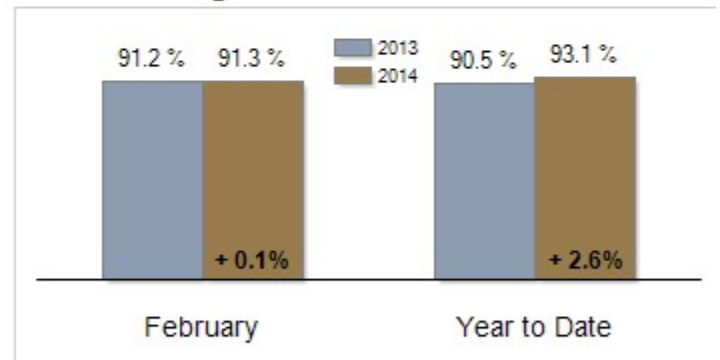
## Activity: Year to Date



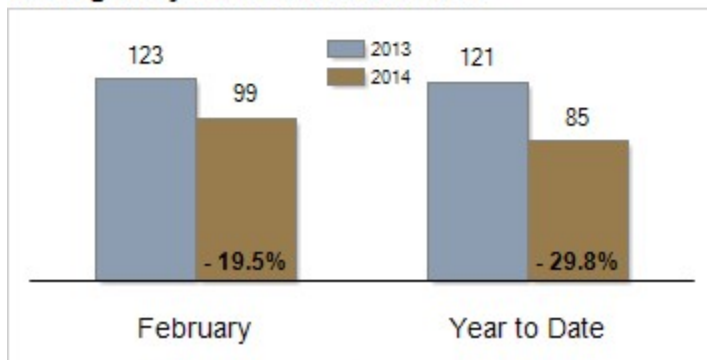
## Median Sales Price



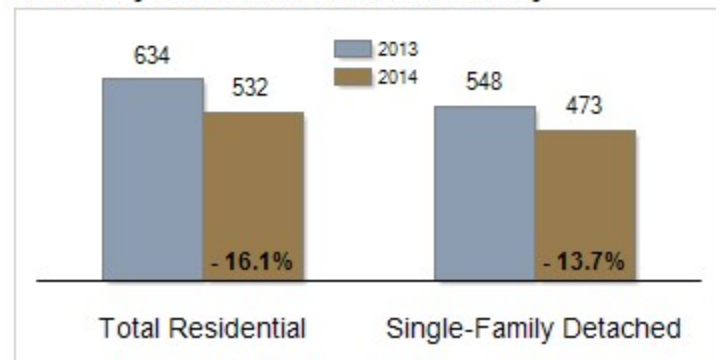
## Percent of Original List Price Received at Sale



## Average Days on Market Until Sale



## Inventory of Homes for Sale: February



All information presented is based on data supplied by TREND MLS. TREND MLS does not guarantee nor is it responsible for its accuracy. Data maintained by the MLS may not reflect all real estate activities in the market. Information is deemed reliable but not guaranteed.