



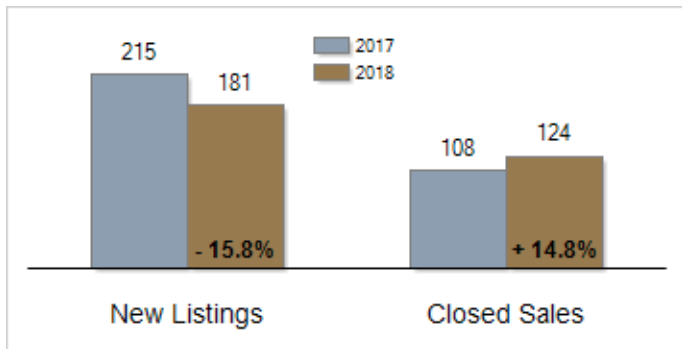
Patterson-Schwartz Real Estate

Residential Market Update

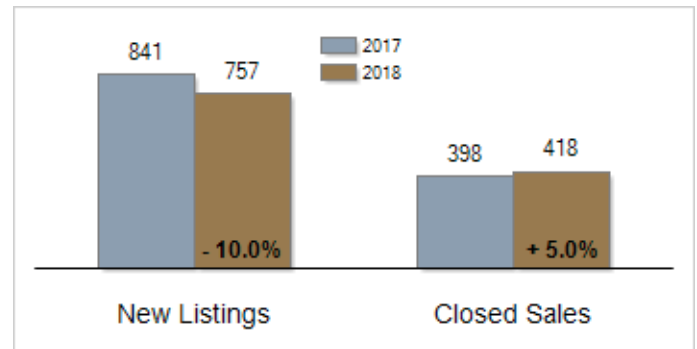
As of Friday, June 08, 2018 4:39:38 PM

Southern Chester Counties	May			Year To Date		
	2017	2018	Change	2017	2018	Change
New Listings	215	181	- 15.8%	841	757	- 10.0%
Closed Sales	108	124	+ 14.8%	398	418	+ 5.0%
Pending Sales	124	135	+ 8.9%	525	538	+ 2.5%
Median Sales Price	\$381,750	\$367,117	- 3.8%	\$353,000	\$365,000	+ 3.4%
% of Original List Price Received at Sale	94.9%	96.6%	+ 1.7%	92.6%	94.9%	+ 2.3%
Average Days on Market Until Sale	63	85	+ 34.9%	79	89	+ 12.7%
Total Residential Listing Inventory (as of 05/31)	579	458	- 20.9%			
Single-Family Detached Inventory (as of 05/31)	477	387	- 18.9%			

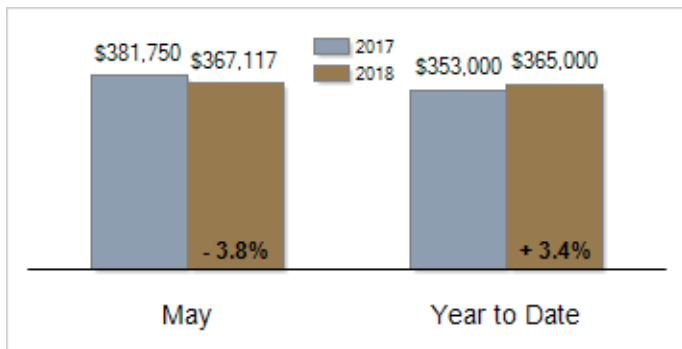
Activity: May



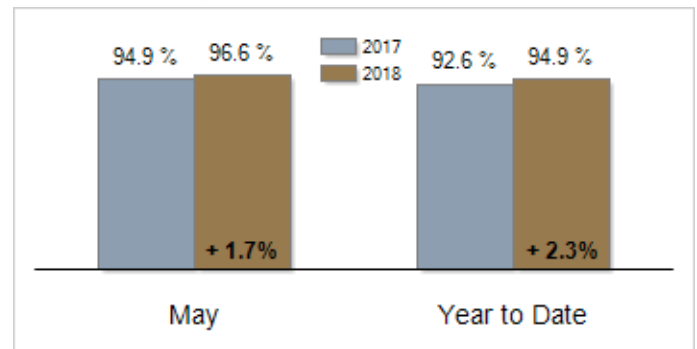
Activity: Year to Date



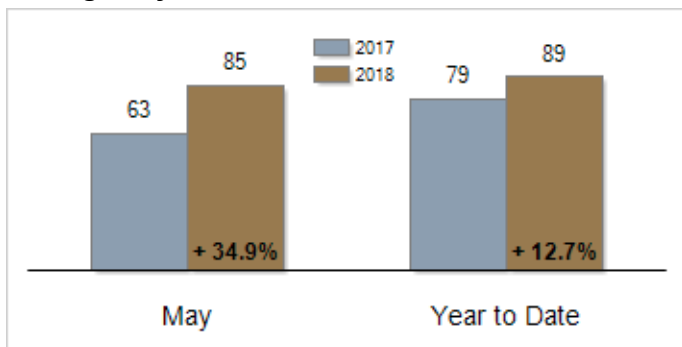
Median Sales Price



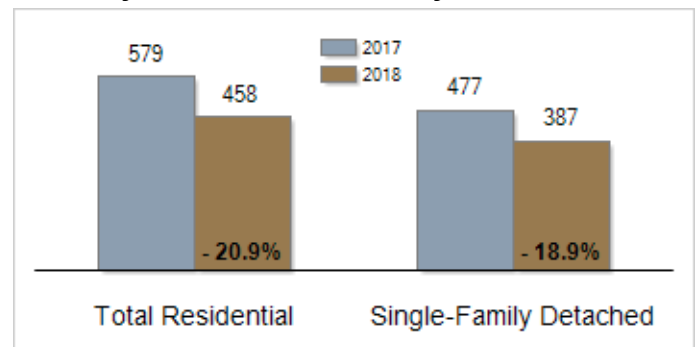
Percent of Original List Price Received at Sale



Average Days on Market Until Sale



Inventory of Homes for Sale: May



All information presented is based on data supplied by TRenD MLS. TRenD MLS does not guarantee nor is it responsible for its accuracy. Data maintained by the MLS may not reflect all real estate activities in the market. Information is deemed reliable but not guaranteed.