



Patterson-Schwartz Real Estate Residential Market Update

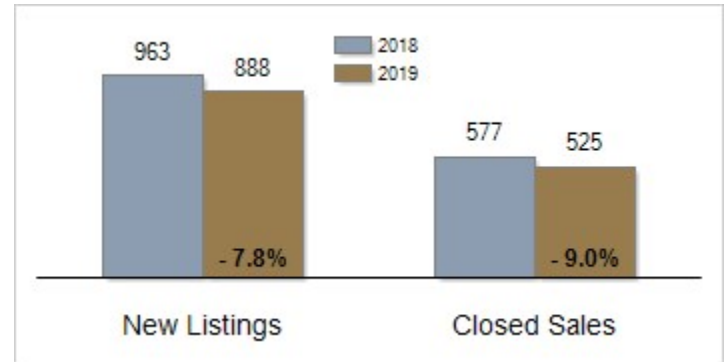
As of Thursday, July 11, 2019 10:18:47 AM

Southern Chester Counties	June			Year To Date		
	2018	2019	Change	2018	2019	Change
New Listings	182	150	- 17.6%	963	888	- 7.8%
Closed Sales	156	144	- 7.7%	577	525	- 9.0%
Pending Sales	129	104	- 19.4%	684	650	- 5.0%
Median Sales Price	\$371,950	\$401,500	+ 7.9%	\$367,000	\$387,500	+ 5.6%
% of Original List Price Received at Sale	96.8%	97.1%	+ 0.3%	95.5%	96.2%	+ 0.7%
Average Days on Market Until Sale	59	71	+ 20.3%	78	76	- 2.6%

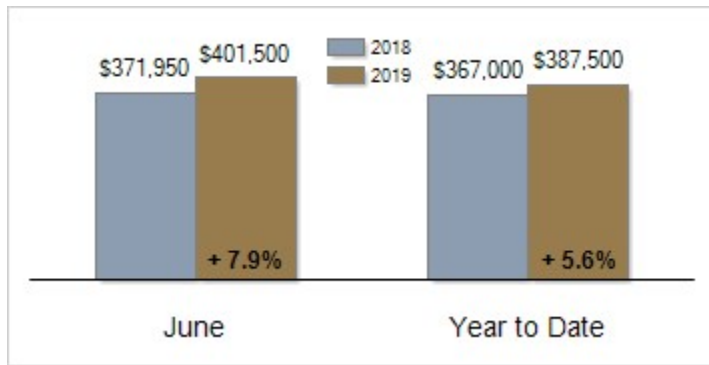
Activity: June



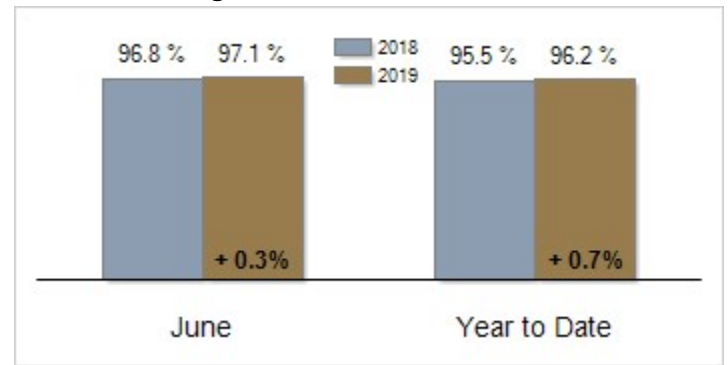
Activity: Year to Date



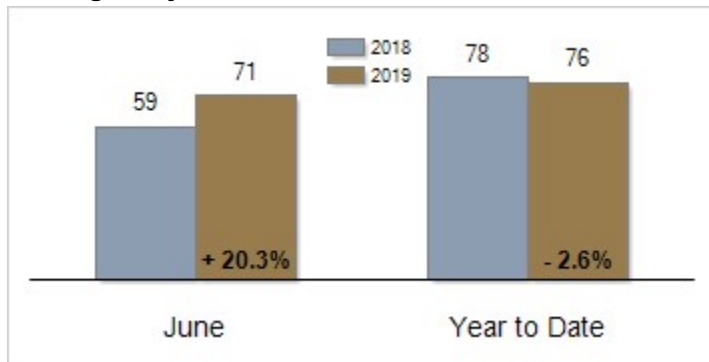
Median Sales Price



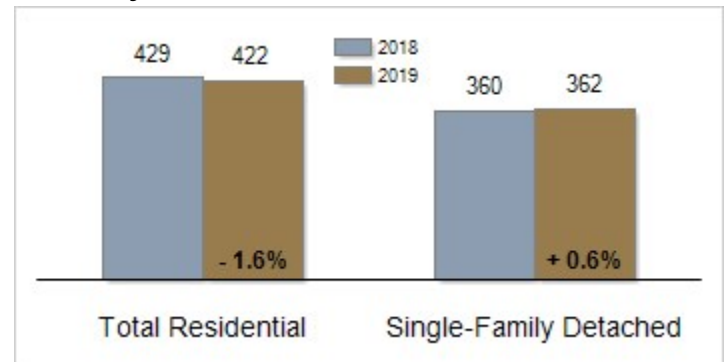
Percent of Original List Price Received at Sale



Average Days on Market Until Sale



Inventory of Homes for Sale: June



All information presented is based on data supplied by BRIGHT MLS. BRIGHT MLS does not guarantee nor is it responsible for its accuracy. Data maintained by the MLS may not reflect all real estate activities in the market. Information is deemed reliable but not guaranteed.