

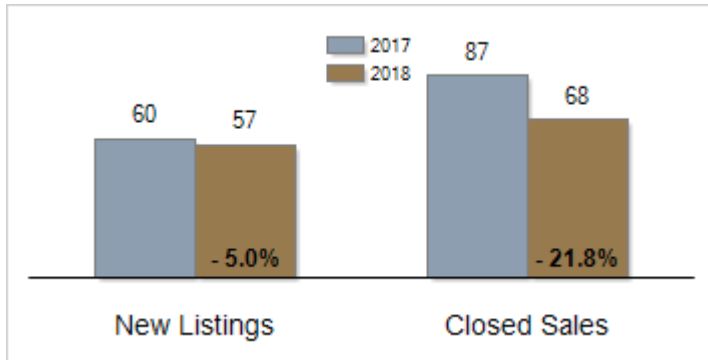


Patterson-Schwartz Real Estate Residential Market Update

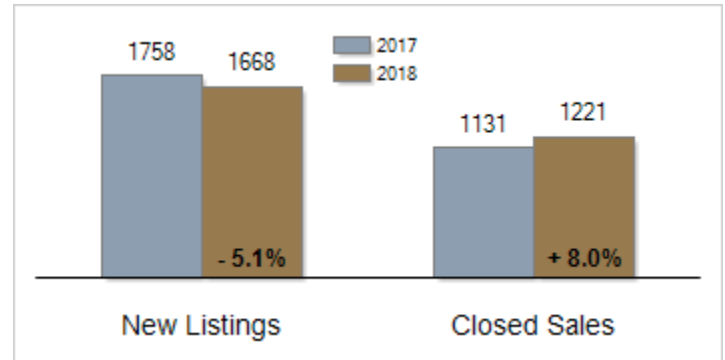
As of Friday, January 11, 2019 8:44:14 AM

Southern Chester Counties	December			Year To Date		
	2017	2018	Change	2017	2018	Change
New Listings	60	57	- 5.0%	1758	1668	- 5.1%
Closed Sales	87	68	- 21.8%	1131	1221	+ 8.0%
Pending Sales	59	32	- 45.8%	1149	1195	+ 4.0%
Median Sales Price	\$361,000	\$371,972	+ 3.0%	\$359,900	\$370,000	+ 2.8%
% of Original List Price Received at Sale	94.3%	94.3%	+ 0.0%	94.2%	95.7%	+ 1.5%
Average Days on Market Until Sale	63	95	+ 50.8%	65	68	+ 4.6%
Total Residential Listing Inventory (as of 12/31)	258	368	+ 42.6%			
Single-Family Detached Inventory (as of 12/31)	203	297	+ 46.3%			

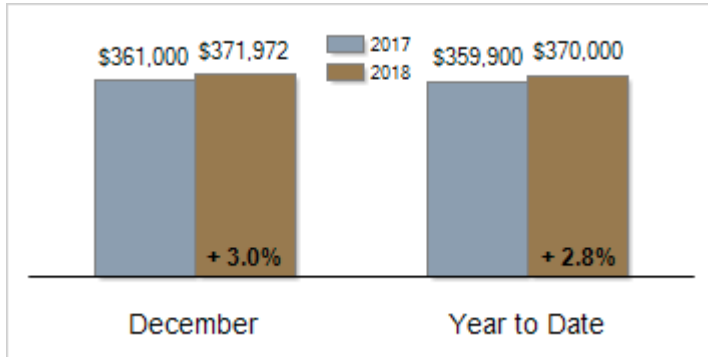
Activity: December



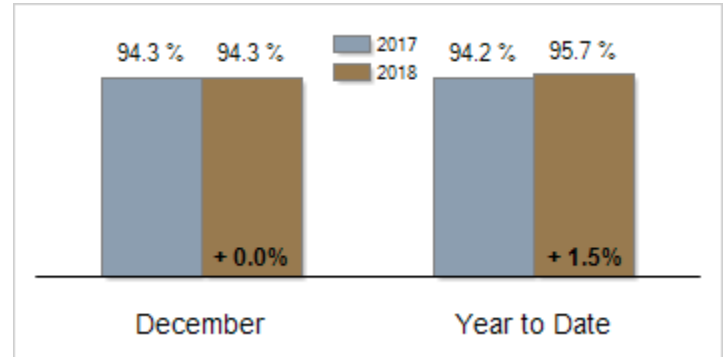
Activity: Year to Date



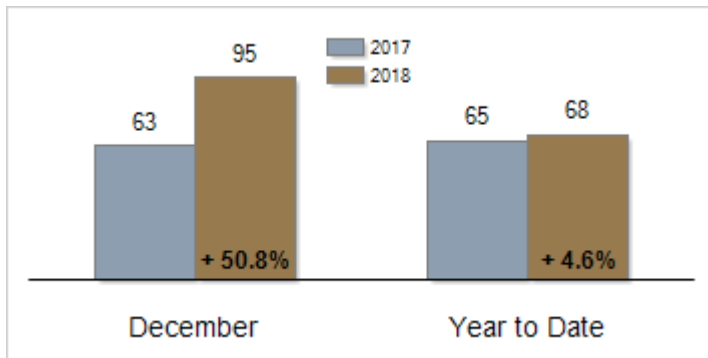
Median Sales Price



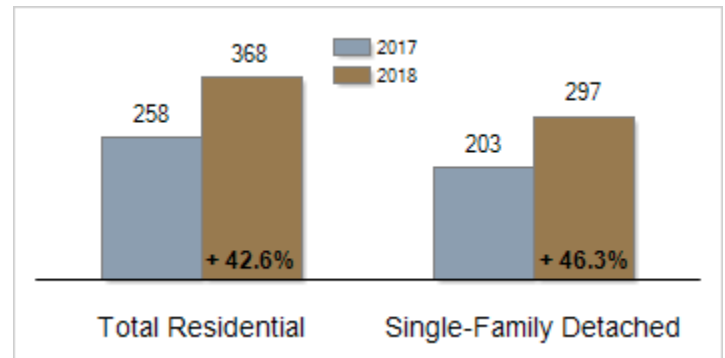
Percent of Original List Price Received at Sale



Average Days on Market Until Sale



Inventory of Homes for Sale: December



All information presented is based on data supplied by BRIGHT MLS. BRIGHT MLS does not guarantee nor is it responsible for its accuracy. Data maintained by the MLS may not reflect all real estate activities in the market. Information is deemed reliable but not guaranteed.