



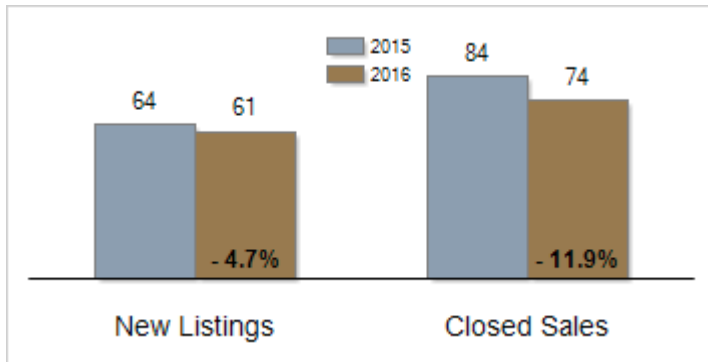
Patterson-Schwartz Real Estate

Residential Market Update

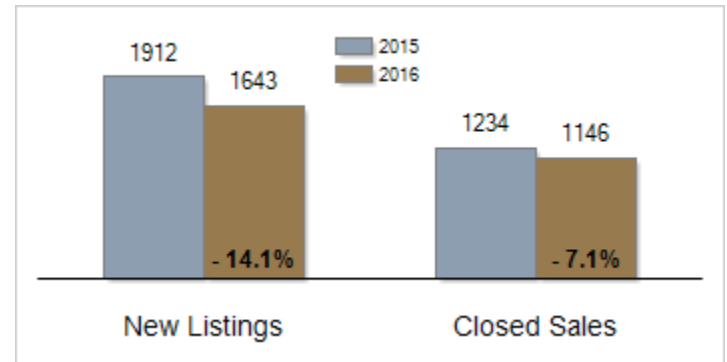
As of Wednesday, January 11, 2017 9:49:18 AM

Southern Chester Counties	December			Year To Date		
	2015	2016	Change	2015	2016	Change
New Listings	64	61	- 4.7%	1912	1643	- 14.1%
Closed Sales	84	74	- 11.9%	1234	1146	- 7.1%
Pending Sales	58	54	- 6.9%	1240	1129	- 9.0%
Median Sales Price	\$291,000	\$349,950	+ 20.3%	\$349,900	\$340,000	- 2.8%
% of Original List Price Received at Sale	93.1%	93.0%	- 0.1%	95.2%	93.8%	- 1.4%
Average Days on Market Until Sale	89	81	- 9.0%	78	75	- 3.8%
Total Residential Listing Inventory (as of 12/31)	565	405	- 28.3%			
Single-Family Detached Inventory (as of 12/31)	477	327	- 31.4%			

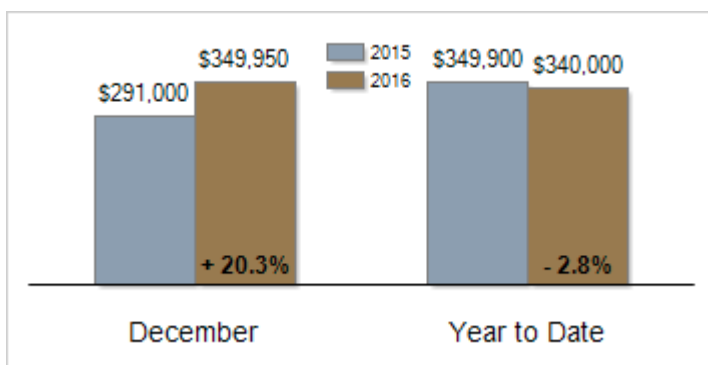
Activity: December



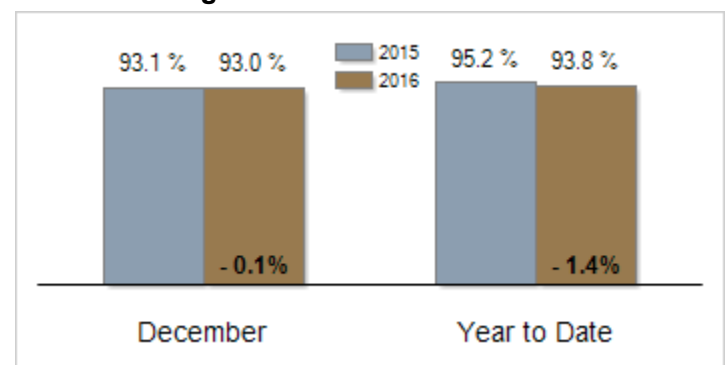
Activity: Year to Date



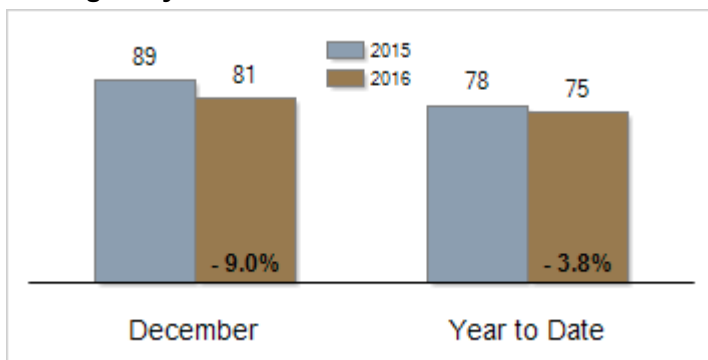
Median Sales Price



Percent of Original List Price Received at Sale



Average Days on Market Until Sale



Inventory of Homes for Sale: December

