



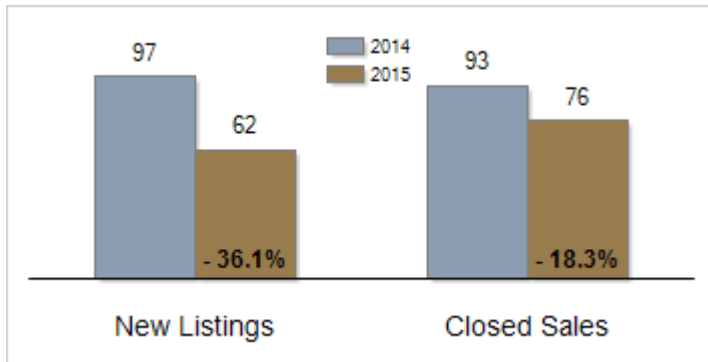
Patterson-Schwartz Real Estate

Residential Market Update

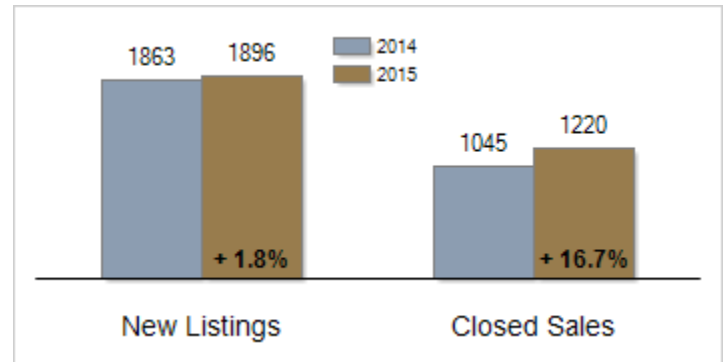
As of Friday, January 08, 2016 3:19:09 PM

Southern Chester Counties	December			Year To Date		
	2014	2015	Change	2014	2015	Change
New Listings	97	62	- 36.1%	1863	1896	+ 1.8%
Closed Sales	93	76	- 18.3%	1045	1220	+ 16.7%
Pending Sales	69	50	- 27.5%	1062	1229	+ 15.7%
Median Sales Price	\$345,000	\$287,450	- 16.7%	\$339,900	\$349,000	+ 2.7%
% of Original List Price Received at Sale	99.1%	92.1%	- 7.0%	94.7%	95.1%	+ 0.4%
Average Days on Market Until Sale	103	98	- 4.9%	77	78	+ 1.3%
Total Residential Listing Inventory (as of 12/31)	591	533	- 9.8%			
Single-Family Detached Inventory (as of 12/31)	494	452	- 8.5%			

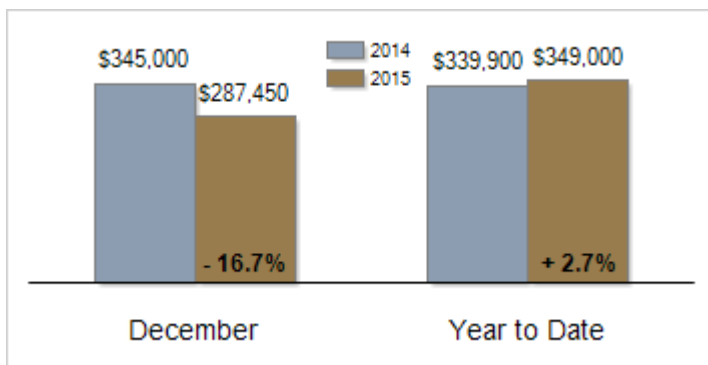
Activity: December



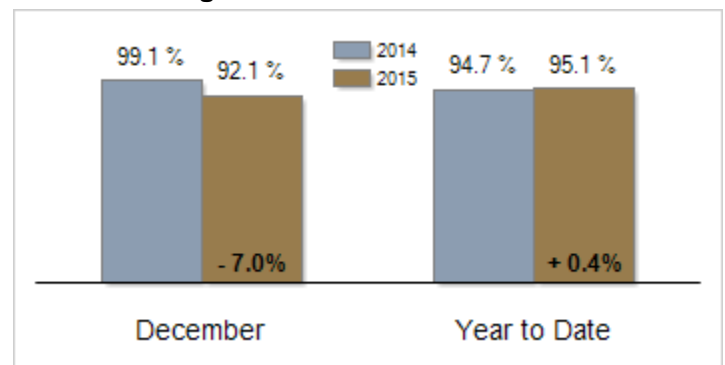
Activity: Year to Date



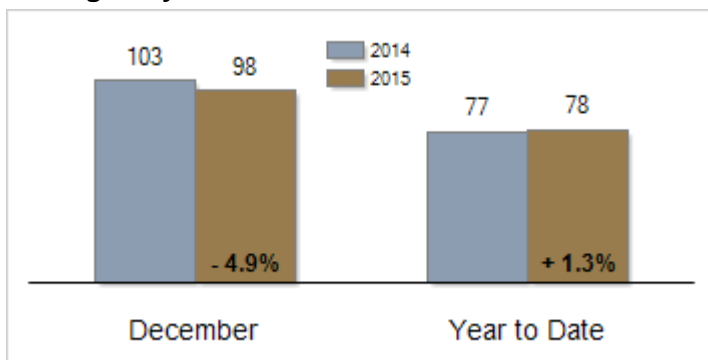
Median Sales Price



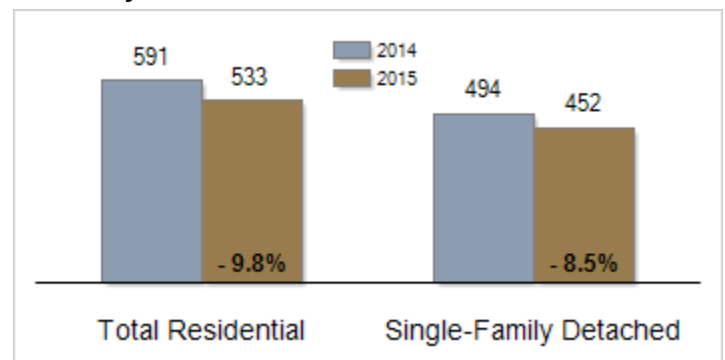
Percent of Original List Price Received at Sale



Average Days on Market Until Sale



Inventory of Homes for Sale: December



All information presented is based on data supplied by TReND MLS. TReND MLS does not guarantee nor is it responsible for its accuracy. Data maintained by the MLS may not reflect all real estate activities in the market. Information is deemed reliable but not guaranteed.